

# Year 1

## Reading

By the end of the year, year 1 need to:

### Read, Write, Inc:

- Read all set 1, 2 and 3 sounds.
- Recognise sounds in unfamiliar words and use Fred talk to blend.
- Read common exception words.

Speed Sounds Set 1



Speed Sounds Set 2



Speed Sounds Set 3



### Reading comprehension:

- Listen to and read a range of poems, stories, and non-fiction texts.
- Link what they read to their own experiences.
- Make inferences based on what is being said or done.
- Predict what might happen based on what has been read so far.
- Discuss what is read to them and take turns listening to others.
- Explain their understanding of what is read to them.

## Meet the team!



Miss French, Class Teacher  
Miss Bray, Class Teacher

## Maths

By the end of the year, year 1 need to:

### Number and place value.

- Count to and across 100, forwards and backwards beginning from any given number.
- Count, read and write numbers to 100.
- Count in multiples of 2, 5 and 10.
- Identify one more and one less than a given number.
- Identify and represent numbers using objects and pictorial representations including the number line.
- Use the language of equal to, more than, less than, most and least.

### Addition and Subtraction.

- Read, Write and Interpret mathematical statements involving addition (+), subtraction (-) and equals (=) signs.
- Represent and use number bonds and related subtraction facts within 20.
- Add and subtract one-digit and two-digit numbers to 20, including zero.
- Solve one-step problems that involve addition and subtraction, using concrete objects and pictorial representations, and missing numbers.

## Reading for pleasure


Books we will enjoy reading together:

### Stanton Bridge Reading Spine Year 1

Read these stories together as a class and add them to your class reading journal.

#### Fiction

The Jolly Postman  
By Allan and Janet  
Ahlberg.



Mrs Armitage on  
wheels  
By Oliver Jeffers.



The cat in the hat  
By Dr. Seuss.



Lost and found  
By Oliver Jeffers.



Where the wild  
things are  
By Maurice Sendak.



Rainbow fish  
By Marcus Pfister.



Giraffes cant dance  
By Giles Andreae.



## Writing

The texts we will use as inspiration are:

On the Way Home by Jill Murphy



Shrek (Film study)

The Bog baby by Jeanne Willis



The true story of the three little pigs by  
Jon Scieska



Traction Man by Mini Grey



The night  
zookeeper (Film study)



We will use them to write:

- Short stories with character and setting descriptions.
- Instructions.
- Poetry.
- Recounts.
- Information & Explanation texts.

The Grammar and punctuation we will learn is:

- To leave spaces between words
- Join words and clauses using the conjunction 'and'
- Punctuate sentences with a capital letter, full stop, question mark or exclamation mark.
- Use a capital letter for proper nouns and 'I'
- Regular plural noun suffixes, suffixes that can be added to verbs.
- How prefixes change the meaning of verbs and adjectives.

## Multiplication and Division.

- Solve one-step problems involving multiplication and division, by calculating the answer using concrete objects, pictorial representations and arrays with the support of the teacher.

## Fractions.

- Recognise, find and name a half as one of two equal parts of an object, shape or quantity.
- Recognise, find and name a quarter as one of four, equal parts of an object, shape or quantity.

## Measurement.

Compare, describe, measure, begin to record and solve practical problems for Lengths/heights, Mass/Weight, Capacity/Volume, Time.

- Recognise and know the value of different denominations of coins and notes.
- Sequence events in chronological order.
- Recognise and use language relating to dates, including days of the week, weeks, months and years.
- Tell the time to the hour and half past the hour and draw the hands on the clock face to show these times.


## Geometry: Properties of shapes.

- Recognise and name common 2D and 3D shapes.

## Geometry: Position and Direction.

- Describe position, direction and movement, including whole, half, quarter and three-quarter turns.

Personal, Social, Health Education	Science	Religious Education	Physical Education
<p>During year 1, pupils will study:</p> <p><b>Being me in my world.</b> We will learn that we all have rights and responsibilities and define our roles within our class and school. We will begin to understand the actions we take and that these may have consequences.</p> <p><b>Celebrating Difference.</b> In this topic we will celebrate the similarities and differences between ourselves and others and learn that these differences are what make us special and unique.</p> <p><b>Dreams and Goals.</b> In Dreams and Goals we will understand the importance of setting goals for ourselves and our futures. We will be able to discuss the feelings that success brings and discuss how we may celebrate our achievements.</p> <p><b>Healthy Me.</b> We will learn about ways to keep our bodies safe and healthy and the benefits of living a healthy lifestyle.</p> <p><b>Relationships.</b> In this topic we learn about different relationships and types of families. We will discuss what being a good friend means</p>	<p>During year 1, pupils will study:</p> <p><b>Animals including humans:</b> We will investigate animals including fish, amphibians, reptiles, birds and mammals including pets. We will learn about carnivores, herbivores, omnivores and the structure of their bodies.</p> <p><b>Seasonal changes:</b> We will observe seasonal changes across the four seasons and describe the weather associated with each season.</p> <p><b>Everyday Materials:</b> We will develop our knowledge of everyday materials, what they are made from and their physical properties.</p> <p><b>Plants:</b> We will identify and name a variety of common wild and garden plants including deciduous and evergreen trees and be able to describe the basic structure of these.</p>	<p>During year 1, pupils will study:</p> <ul style="list-style-type: none"> <li>• Who are Hindus and how do they live?</li> <li>• Who are Christians and what do they believe?</li> <li>• Who is Muslim and what do they believe?</li> <li>• What makes some places sacred?</li> <li>• What does it mean to belong to a faith community?</li> </ul> <p>Through these key questions, pupils will learn what each of the religions they study believe, items that are special to them and develop an understanding of key stories in the religion. They will learn about some of the celebrations that believers take part in and the meaning behind them.</p>	<p>During year 1, pupils will:</p> <ul style="list-style-type: none"> <li>• Master basic movement skills such as running, jumping, throwing and catching.</li> <li>• Become increasingly competent and confident in and extend their agility balance and co-ordination.</li> <li>• Engage in competitive and co-operative physical activities.</li> <li>• Begin to learn simple tactics in team games for attacking and defending.</li> <li>• Perform dance using simple movement patterns.</li> </ul> <p><b>We will take part in activities that will develop our fundamental motor skills including:</b></p> <ul style="list-style-type: none"> <li>• Agility</li> <li>• Balance</li> <li>• Co-ordination</li> <li>• Spatial awareness</li> </ul>

and understand appropriate greetings and physical gestures.	Music	
Changing Me. We will identify the different parts of the body that make boys different to girls and use the correct names for them. We will learn to respect our bodies and which parts are private.	<p>During year 1, pupils will:</p> <ul style="list-style-type: none"><li>• Read and play a range of music notes.</li><li>• Listen, respond to and learn to play a range of music styles including: Hip hop, Reggae, Pop, Latin, Classical and Blues.</li><li>• Use their voices expressively and creatively by singing songs, speaking chants and rhymes.</li><li>• Play tuned and untuned instruments</li><li>• Understand the pulse, pitch, melody and rhythm within pieces of music.</li></ul> <p>Instruments we will learn to play:</p> <p>Glockenspiel</p> 	
Topic		
Globetrotters	Up, Up and Away	Hats & shades, Buckets & Spades
During this topic, we will study our school grounds and the local area of Foleshill.	During this topic, we will learn about all things Space and Fairy tales!	During this topic, we will learn all about the beach...get your bucket and spade ready!
<p>In <b>history</b> we will learn all about Guy Fawkes, the Gunpowder plot and why we celebrate bonfire night.</p> <p>In <b>geography</b> we will learn and use directional language, making maps of the local area for our programable toys to follow.</p> <p>In <b>art</b> we will investigate repeating patterns and where we can find them in the natural world including animal patterns.</p> <p>In <b>DT</b> we will develop our knowledge of mechanisms by creating pop up books about our local area.</p>	<p>In <b>history</b> we will learn about significant people in our living memory like Tim Peake and people that are not in our living memory like Neil Armstrong.</p> <p>In <b>geography</b> we will continue to develop our map skills by following maps around Coombe Abbey, looking at what geographical features we can find in our local environments and making dens in the woods using natural materials!</p> <p>In <b>art</b> we will use natural materials to create artwork and learn all about the works of David Hockney.</p> <p>In <b>DT</b> we will continue to develop our knowledge of natural materials by learning about clay. We will use clay and</p>	<p>In <b>history</b> we will investigate what life was like when our grandparents were young and compare their experiences to what life is like now.</p> <p>In <b>geography</b> we will learn about the location of beaches in the UK and use pictures to describe the human and physical features.</p> <p>In <b>art</b> we will develop our understanding of textures and how to use different materials to create textural beach artwork.</p> <p>In <b>DT</b> we will design and make a beach bag. We will take our bag with us when we visit the beach to collect items for our beach pictures!</p>



In **computing** we will learn all about internet safety and how to create a class blog. We will use apps and programs to create ebooks, record ourselves talking about our local area and create Christmas cards!

materials we find in the school grounds to build a new swamp for Shrek!

In **computing** we will read the story of the Man on the Moon and use Lego Wedo to build and programme a spaceship to help the spaceman get home.

In **computing** we will use Lego Wedo to design, make and programme a fairground ride.

## Things to look forward to!




Visiting Coombe Abbey!



Using Lego Wedo!



Making a clay swamp



Visiting the beach!



Learning about Guy Fawkes and bonfire night.



Going on an adventure around the school grounds!