

Nursery

Reading

By the end of the year, nursery need to:

Read, Write, Inc:

- Read all set 1 sounds.
- Be able to orally blend.
- Form set 1 sounds correctly.

Speed Sounds Set 1



Reading comprehension:

By the end of nursery, pupils will be able to understand the five key concepts about print:

- Print has meaning
- Print can have different purposes
- We read English text from left to right and from top to bottom
- The names of the different parts of a book
- Engage in extended conversations about stories, learning new vocabulary.

Meet the team!



Miss Rana, Class Teacher
Mrs Zeneli, Teaching Assistant

Writing

The texts we will be learning are:

Autumn 2

- Owl babies
- Kipper's Birthday
- Dear Santa

Spring 1

- Farmer Duck
- Rosie's Walk
- The Gruffalo

Spring 2

Maths

By the end of the year, nursery need to:

Number

- Develop fast recognition of up to 3 objects, without having to count them individually ('subitising').
- Recite numbers past 5.
- Say one number for each item in order: 1,2,3,4,5.
- Know that the last number reached when counting a small set of objects tells you how many there are in total ('cardinal principle').
- Show 'finger numbers' up to 5.
- Link numerals and amounts: for example, showing the right number of objects to match the numeral, up to 5.
- Experiment with their own symbols and marks as well as numerals.
- Solve real world mathematical problems with numbers up to 5.
- Compare quantities using language: 'more than', 'fewer than'

Shape, Space and Measure

- Talk about and explore 2D and 3D shapes (for example, circles, rectangles, triangles and cuboids) using informal and mathematical language: 'sides', 'corners'; 'straight', 'flat', 'round'.
- Understand position through words alone – for example, "The bag is under the table," – with no pointing.
- Describe a familiar route.
- Discuss routes and locations, using words like 'in front of' and 'behind'.

Reading for pleasure

The authors we will study are:


Eric Carle




Allan Ahlberg



Eric Hill



Jez Alborough



Martin Waddell



Rod Campbell



- Titch
- Jasper's Beanstalk
- The very hungry caterpillar

Summer 1

- Postman Pat
- Fireman Sam
- Paw Patrol

Summer 2

- The train ride
- Whatever next
- We're going on a bear hunt

We will use them to:

- Retell the story
- Role play the story
- Sequence the story
- Create story maps

Writing

We will learn to:


- Give meanings to marks we make.
- Write some letters accurately.
- Write own name.
- Begin to recognise and write initial sounds.

- Make comparisons between objects relating to size, length, weight and capacity.
- Select shapes appropriately: flat surfaces for building, a triangular prism for a roof, etc.
- Combine shapes to make new ones – an arch, a bigger triangle, etc.
- Talk about and identifies the patterns around them. For example: stripes on clothes, designs on rugs and wallpaper. Use informal language like 'pointy', 'spotty', 'blobs', etc.
- Extend and create ABAB patterns – stick, leaf, stick, leaf.
- Notice and correct an error in a repeating pattern.
- Begin to describe a sequence of events, real or fictional, using words such as 'first', 'then...'

Characteristics of Effective Learning

During nursery, pupils will be introduced to learning dinosaurs 'The Achievosaurus'. The learning dinosaurs are based on the characteristics of effective learning from the EYFS framework. We will be talking to the children about 'The Achievosaurus' and what they represent throughout the year.

Explorosaur



Explorosaurus are excellent at finding out about things and about the world around them.

Tryatops



Tryatops are known for their ability to always try their best in whatever they do. They have a real 'can do' attitude.

Shareonyx



Shareonyx are known for their kindness and ability to share. Whether it is sharing ideas or resources, they always consider others in their learning. They are great team players.

Understanding the World

During reception, pupils will study:

People, Culture and Communities:

We will learn about the people in our community who help us. Through stories, videos and visitors we will develop our understanding of different occupations.



Past and Present:

We will build upon our knowledge of our own life-story and our family's history.

Expressive Arts and Design

During reception, pupils will study:

Creating with Materials:

- Explore different materials freely, to develop their ideas about how to use them and what to make.
- Develop their own ideas and then decide which materials to use to express them.
- Join different materials and explore different textures.
- Draw with increasing complexity and detail, such as representing a face with a circle and including details.
- Show different emotions in their drawings and paintings, like happiness, sadness, fear, etc.
- Explore colour and colour-mixing.

Being Imaginative and Expressive:

Physical Development

During reception, pupils will study:

Gross Motor Skills

We will take part in activities that will develop our fundamental gross motor skills. Throughout the year we will engage in weekly P.E lessons with our P.E coach.

During our P.E lessons we will practise:

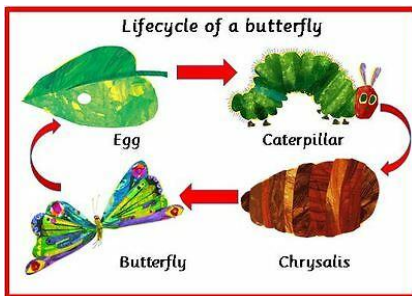
- Moving in different ways, e.g., hopping and skipping
- Creating movements which are related to music and rhythm.
- Kicking and patting balls
- Holding a pose
- Working in a team

In our outdoor area the children will develop their climbing skills as well as practise riding coupes and trikes.

The Natural World:

We will develop our understanding of the natural world through observations of plants and animals. We will learn how to plant cress seeds.

During the spring term nursery will be learning about the life cycle of a butterfly. Nursery will observe the caterpillar hatch from their eggs and watch them grow into butterflies.



- Take part in simple pretend play, using an object to represent something else even though they are not similar.
- Begin to develop complex stories using small world equipment like animal sets, dolls and dolls houses, etc.
- Make imaginative and complex 'small worlds' with blocks and construction kits, such as a city with different buildings and a park.



Fine Motor Skills

We will take part in daily activities that will develop our fine motor skills.

Throughout the year we will be learning how to:

- Roll, mould and shape playdough using cutters



- Thread large beads



- Handle scissors correctly



- Hold writing tools using the correct pencil grip.



- Join large construction toys together.



- Lacing



Nursery Rhymes

In reception pupils will be taught nursery rhymes throughout the year. Nursery rhymes are carefully selected to develop key skills or to support pupils understanding of a particular maths concept, rhyming words or repetitive language. Pupils will be taught a nursery rhyme over two weeks. The nursery rhyme will also be displayed on a table with props, key words and numbers to allow pupils to sing and act out the nursery rhyme during continuous provision.

During nursery, pupils will learn:

- Twinkle twinkle little star
- Wheels on the bus
- Humpty Dumpty
- Baa Baa Sheep Sheep
- Wind the bobbin up
- 1,2,3,4,5 Once I caught a fish alive
- Incy Wincy Spider.



Things to look forward to!

- Cooking!



- Posting a letter!



- Police and Fire department visit!



- Looking after the butterflies!



- Playing musical instruments!



- 🌈 Going on an adventure around the school grounds!