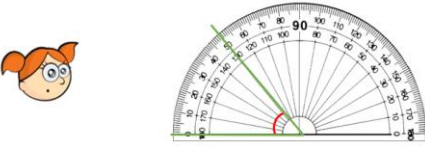
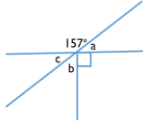



# Year 6 Homework planner

## Spring 1 Weeks 1, 2 & 3.





Over the space of the 3-week period, complete your challenge and send it to your teacher on Showbie.

Maths Challenge!		
Send your challenge to your teacher by uploading it to Showbie.		
Bronze challenge	Silver challenge	Gold challenge
<p>Alex measures this angle:</p>  <p>She says it is <math>130^\circ</math></p> <p>Explain what she has done wrong.</p>	<p>The diagram below is drawn using three straight lines.</p>  <p>Whitney says that it's not possible to calculate all of the missing angles.</p> <p>Do you agree? Explain why.</p>	<p>If it takes 60 minutes for the minute hand to travel all the way around the clock, how many degrees does the minute hand travel in:</p> <ul style="list-style-type: none"> <li>• 7 minutes</li> <li>• 12 minutes</li> </ul> <p>How many minutes have passed if the minute hand has moved <math>162^\circ</math>?</p>


Reading Challenge!		
Send your challenge to your teacher by uploading it to Showbie.		
Bronze challenge	Silver challenge	Gold challenge
<p>Read a book by 'Peter Bunzl' and choose another book by a different author. Write which one you preferred and why.</p>	<p>Read a book by 'Peter Bunzl' and choose another book by a different author. Write a book review of both books and which one you preferred and why.</p>	<p>Read a book by 'Peter Bunzl' and choose another book by a different author. Write a comparison between the 2 - about which one was the best and why. Organise your own headings etc.</p>

Writing Challenge		
Send your challenge to your teacher by uploading it to Showbie.		
Bronze challenge	Silver challenge	Gold challenge
<p>Write a diary about the best day of your holidays.</p>	 <p>Write a diary about any character from the story-Journey to Jo'burg</p>	<p>Write a diary about Mma working in the house having to do all of the chores in the house.</p>

Each Week you **MUST** complete your weekly homework tasks and upload them by Friday.

	Week 1	Week 2	Week 3
Week beginning:	Monday 10 <sup>th</sup> January	Monday 17 <sup>th</sup> January	Monday 24 <sup>th</sup> January
Mathematics 	<ul style="list-style-type: none"> <li>• Complete the angles task that has been set for you on Purple Mash.</li> <li>• TTRS challenge.</li> <li>• Complete the written task on Showbie to practise the skills you have learnt this week.</li> </ul>	<ul style="list-style-type: none"> <li>• Complete the shape nets task that has been set for you on Purple Mash.</li> <li>• TTRS challenge.</li> <li>• Complete the written task on Showbie to practise the skills you have learnt this week.</li> </ul>	<ul style="list-style-type: none"> <li>• Complete the converting units of measure task that has been set for you on Purple Mash.</li> <li>• TTRS challenge.</li> <li>• Complete the written task on Showbie to practise the skills you have learnt this week.</li> </ul>
English 	<ul style="list-style-type: none"> <li>• Click on English- '2Publish Plus-Blank author fact file' on Purple mash to: Write a fact file on 'Peter Buzl'</li> <li>• Complete 2 levels on reading eggs.</li> <li>• Read your reading book every night and record this in your reading diary.</li> <li>• Complete the reading task on Showbie to practice the skills you have learnt this week.</li> </ul>	<ul style="list-style-type: none"> <li>• Click on English- 'homophones' on Purple mash to: Y6 Autl Wk3-Quiz'</li> <li>• Complete 2 levels on reading eggs.</li> <li>• Read your reading book every night and record this in your reading diary.</li> <li>• Complete the reading task on Showbie to practice the skills you have learnt this week.</li> </ul>	<ul style="list-style-type: none"> <li>• Click on English- 'homophones' on Purple mash to: Y6 term2 Wk8-Quiz'</li> <li>• Complete 2 levels on reading eggs.</li> <li>• Read your reading book every night and record this in your reading diary.</li> <li>• Complete the reading task on Showbie to practice the skills you have learnt this week.</li> </ul>
Spellings 	<b>Year 5/6</b> referring    referred referral    reference referee    preferring preferred    preference transferring transference	<b>Year 5/6</b> siege    niece            grief    chief fiend    shriek    believe    achieve    convenience mischievous	<b>Year 5/6</b> deceive    conceive    receive perceive    ceiling    receipt protein    caffeine    seize neither
Handwriting 	To practise fluently and legibly.	<b>Consolidation-</b> To practise fluently and legibly.	To practise joining descenders.

You can complete these tasks as an extra if you want to. Send pictures of your work to your class teacher on Showbie!

Topic		<p><b>PSHE</b></p> <ul style="list-style-type: none"><li>• Create a poster about your targets for Year 6 and how you hope to achieve them.</li></ul>	<p><b>Art</b></p> <ul style="list-style-type: none"><li>• Draw an Ancient Egyptian sarcophagus (see image):</li></ul>  <ul style="list-style-type: none"><li>• Then choose how to add colour to it: you could use paint, pencil crayon, or even collage!</li></ul>	<p><b>History</b></p> <ul style="list-style-type: none"><li>• Create a piece of work explaining all about Ancient Egyptian mummification.</li><li>• Be creative! You could make a poster on the computer, draw out an illustrated guide or even make a 3D model!</li></ul>
-------	--	--	---	--

