

Year 5 Homework planner.

Autumn 2 Weeks 2, 3 and 4.





Over the space of the 3-week period, complete your challenge and send it to your teacher on Showbie.

Maths Challenge! Send your challenge to your teacher by uploading it to Showbie.																																						
Bronze challenge	Silver challenge	Gold challenge																																				
<p>1a. True or false? $3,963 \div 3 = 1,321$</p> <div style="text-align: center; border: 1px solid black; width: 100px; margin: 0 auto; padding: 5px;"> <table style="width: 100%; border-collapse: collapse;"> <tr><td style="width: 20px; height: 20px;"></td><td style="width: 20px; height: 20px;"></td><td style="width: 20px; height: 20px;"></td><td style="width: 20px; height: 20px;"></td><td style="width: 20px; height: 20px;"></td></tr> <tr><td style="text-align: center;">3</td><td style="text-align: center;">3</td><td style="text-align: center;">9</td><td style="text-align: center;">6</td><td style="text-align: center;">3</td></tr> </table> </div> <table border="1" style="width: 100%; border-collapse: collapse; margin-top: 10px;"> <thead> <tr style="background-color: #d9e1f2;"> <th style="width: 25%;">Thousands</th> <th style="width: 25%;">Hundreds</th> <th style="width: 25%;">Tens</th> <th style="width: 25%;">Ones</th> </tr> </thead> <tbody> <tr> <td style="text-align: center;"> <table style="width: 100%; border-collapse: collapse;"> <tr><td style="text-align: center;">1,000</td></tr> <tr><td style="text-align: center;">1,000</td></tr> <tr><td style="text-align: center;">1,000</td></tr> </table> </td> <td style="text-align: center;"> <table style="width: 100%; border-collapse: collapse;"> <tr><td style="text-align: center;">100</td><td style="text-align: center;">100</td></tr> <tr><td style="text-align: center;">100</td><td style="text-align: center;">100</td></tr> <tr><td style="text-align: center;">100</td><td style="text-align: center;">100</td></tr> </table> </td> <td style="text-align: center;"> <table style="width: 100%; border-collapse: collapse;"> <tr><td style="text-align: center;">10</td><td style="text-align: center;">10</td></tr> <tr><td style="text-align: center;">10</td><td style="text-align: center;">10</td></tr> <tr><td style="text-align: center;">10</td><td style="text-align: center;">10</td></tr> </table> </td> <td style="text-align: center;"> <table style="width: 100%; border-collapse: collapse;"> <tr><td style="text-align: center;">1</td></tr> <tr><td style="text-align: center;">1</td></tr> <tr><td style="text-align: center;">1</td></tr> </table> </td> </tr> </tbody> </table>						3	3	9	6	3	Thousands	Hundreds	Tens	Ones	<table style="width: 100%; border-collapse: collapse;"> <tr><td style="text-align: center;">1,000</td></tr> <tr><td style="text-align: center;">1,000</td></tr> <tr><td style="text-align: center;">1,000</td></tr> </table>	1,000	1,000	1,000	<table style="width: 100%; border-collapse: collapse;"> <tr><td style="text-align: center;">100</td><td style="text-align: center;">100</td></tr> <tr><td style="text-align: center;">100</td><td style="text-align: center;">100</td></tr> <tr><td style="text-align: center;">100</td><td style="text-align: center;">100</td></tr> </table>	100	100	100	100	100	100	<table style="width: 100%; border-collapse: collapse;"> <tr><td style="text-align: center;">10</td><td style="text-align: center;">10</td></tr> <tr><td style="text-align: center;">10</td><td style="text-align: center;">10</td></tr> <tr><td style="text-align: center;">10</td><td style="text-align: center;">10</td></tr> </table>	10	10	10	10	10	10	<table style="width: 100%; border-collapse: collapse;"> <tr><td style="text-align: center;">1</td></tr> <tr><td style="text-align: center;">1</td></tr> <tr><td style="text-align: center;">1</td></tr> </table>	1	1	1	<p>6a. The missing numbers are all equal. Complete the part-whole model.</p> <div style="text-align: center; margin: 10px 0;"> </div> <p style="text-align: center;">☆</p> <p>6b. The missing numbers are all equal. Complete the part-whole model.</p> <div style="text-align: center; margin: 10px 0;"> </div> <p style="text-align: center;">☆</p>	<p>8a. Complete the calculation by finding the missing digits.</p> $5 \square 0 7 \div 7 = 8 \square \square$ <div style="text-align: center; margin: 10px 0;"> </div>
3	3	9	6	3																																		
Thousands	Hundreds	Tens	Ones																																			
<table style="width: 100%; border-collapse: collapse;"> <tr><td style="text-align: center;">1,000</td></tr> <tr><td style="text-align: center;">1,000</td></tr> <tr><td style="text-align: center;">1,000</td></tr> </table>	1,000	1,000	1,000	<table style="width: 100%; border-collapse: collapse;"> <tr><td style="text-align: center;">100</td><td style="text-align: center;">100</td></tr> <tr><td style="text-align: center;">100</td><td style="text-align: center;">100</td></tr> <tr><td style="text-align: center;">100</td><td style="text-align: center;">100</td></tr> </table>	100	100	100	100	100	100	<table style="width: 100%; border-collapse: collapse;"> <tr><td style="text-align: center;">10</td><td style="text-align: center;">10</td></tr> <tr><td style="text-align: center;">10</td><td style="text-align: center;">10</td></tr> <tr><td style="text-align: center;">10</td><td style="text-align: center;">10</td></tr> </table>	10	10	10	10	10	10	<table style="width: 100%; border-collapse: collapse;"> <tr><td style="text-align: center;">1</td></tr> <tr><td style="text-align: center;">1</td></tr> <tr><td style="text-align: center;">1</td></tr> </table>	1	1	1																	
1,000																																						
1,000																																						
1,000																																						
100	100																																					
100	100																																					
100	100																																					
10	10																																					
10	10																																					
10	10																																					
1																																						
1																																						
1																																						

Reading Challenge! Send your challenge to your teacher by uploading it to Showbie.		
Bronze challenge	Silver challenge	Gold challenge
<p>Read whilst snuggling up in bed.</p> <div style="text-align: center; margin: 10px 0;"> </div>	<p>Retell a story to an adult.</p> <div style="text-align: center; margin: 10px 0;"> </div>	<p>Read a book recommended by a friend.</p> <div style="text-align: center; margin: 10px 0;"> </div>

Writing Challenge Send your challenge to your teacher by uploading it to Showbie.		
Bronze challenge	Silver challenge	Gold challenge
<div style="text-align: center; margin: 10px 0;"> </div> <p>How many verbs can you think of to describe Charlie in Charlie and the Chocolate Factory. Write them all down! Can you put them into a sentence?</p>	<div style="text-align: center; margin: 10px 0;"> </div> <p>How many verbs and nouns can you think of to describe Charlie in Charlie and the Chocolate Factory. Write them all down! Can you put them into a sentence using a fronted adverbial?</p>	<div style="text-align: center; margin: 10px 0;"> </div> <p>Write a paragraph on this picture using fronted adverbials.</p>

Each Week you **MUST** complete your weekly homework tasks and **upload them by Friday**.

	Week 2	Week 3	Week 4
Week beginning:	Monday 8 th November	Monday 15 th November	Monday 22 nd November
Mathematics 	<ul style="list-style-type: none"> • TTRS challenge • Complete the written task on Showbie to practice the skills you have learnt this week. 	<ul style="list-style-type: none"> • TTRS challenge • Complete the written task on Showbie to practice the skills you have learnt this week. 	<ul style="list-style-type: none"> • TTRS challenge • Complete the written task on Showbie to practice the skills you have learnt this week.
English 	<ul style="list-style-type: none"> • Complete 2 levels on reading eggs. • Read your reading book every night and record this in your reading diary. • Complete the reading task on Showbie to practice the skills you have learnt this week. 	<ul style="list-style-type: none"> • Complete 2 levels on reading eggs. • Read your reading book every night and record this in your reading diary. • Complete the reading task on Showbie to practice the skills you have learnt this week. 	<ul style="list-style-type: none"> • Complete 2 levels on reading eggs. • Read your reading book every night and record this in your reading diary. • Complete the reading task on Showbie to practice the skills you have learnt this week.
Spellings 	Find your year group on Showbie.	Find your year group on Showbie.	Find your year group on Showbie.
Handwriting 	To practise joining to and from the letter 'f' <i>Knife, shelf, cliff, calf, wolf,</i> <i>Wife, float,</i>	To join to the letter 'e' using the third join To join from the letter 'e' using a diagonal join <i>Recycle, recycling, saving, knives, leaves,</i> <i>Scarves, strive, waste</i>	To practise joining to and from the letter 'v' <i>Explosion, action, diversion, motive,</i> <i>Massive, competitive, expensive</i>

You can complete these tasks as an extra if you want to. Send pictures of your work to your class teacher on Showbie!

Topic


Science

Research the different parts of a flower and draw a picture with labels and definitions.



Art/DT

Draw an illustration for your own story.



PSHCEE

Write all the positive attributes about your personality.

