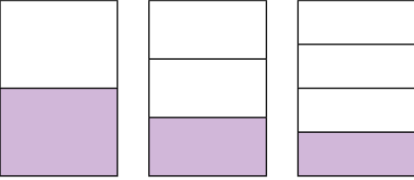












Year 3 Homework planner.

Autumn 2 Weeks 2, 3 and 4.

Over the space of the 3-week period, complete your challenge and send it to your teacher on Showbie.

| Maths Challenge! Send your challenge to your teacher by uploading it to Showbie. | | | | | | |
|---|---|----------------|--------------------|--|--|---|
| Bronze challenge | Silver challenge | Gold challenge | | | | |
| <p>What fraction of each shape is shaded?</p> <div style="display: flex; justify-content: space-around; align-items: center;">  </div> <div style="display: flex; justify-content: space-around; align-items: center; margin-top: 10px;">  </div> <p>What is the same about the fractions?</p> <p>What is different about them?</p> | <p>A shape has 3 equal parts.</p> <p>a) What fraction is shaded if there are 2 parts shaded?  is shaded.</p> <p>b) What fraction is shaded if there are 3 parts shaded?  is shaded.</p> <p>Write the fractions in the table.</p> <div style="display: flex; justify-content: space-around; align-items: center; margin-bottom: 10px;"> <div style="border: 1px solid black; padding: 2px 5px; background-color: #d9e1f2;">$\frac{1}{3}$</div> <div style="border: 1px solid black; padding: 2px 5px; background-color: #d9e1f2;">$\frac{3}{4}$</div> <div style="border: 1px solid black; padding: 2px 5px; background-color: #d9e1f2;">$\frac{1}{2}$</div> <div style="border: 1px solid black; padding: 2px 5px; background-color: #d9e1f2;">$\frac{1}{4}$</div> <div style="border: 1px solid black; padding: 2px 5px; background-color: #d9e1f2;">$\frac{2}{3}$</div> </div> <table border="1" style="width: 100%; border-collapse: collapse; margin-bottom: 10px;"> <thead> <tr style="background-color: #d9e1f2;"> <th style="width: 50%; text-align: center;">Unit fractions</th> <th style="width: 50%; text-align: center;">Non-unit fractions</th> </tr> </thead> <tbody> <tr> <td style="height: 40px;"></td> <td style="height: 40px;"></td> </tr> </tbody> </table> | Unit fractions | Non-unit fractions | | | <p>This bar model represents $\frac{3}{4}$</p>  <p>Tick the bar models that can be used to show a fraction that is equivalent to $\frac{3}{4}$</p> <p>Shade the bar models to support your answers.</p> <div style="display: flex; flex-direction: column; align-items: flex-end; margin-bottom: 10px;"> <div style="display: flex; align-items: center; margin-bottom: 5px;">  <input style="margin-left: 10px;" type="checkbox"/> </div> <div style="display: flex; align-items: center; margin-bottom: 5px;">  <input style="margin-left: 10px;" type="checkbox"/> </div> <div style="display: flex; align-items: center;">  <input style="margin-left: 10px;" type="checkbox"/> </div> </div> <p>Mo is finding equivalent fractions.</p> <div style="display: flex; align-items: center; margin-bottom: 10px;">  </div> <div style="display: flex; align-items: center;">  </div> <div style="display: flex; align-items: center; margin-top: 10px;">  <div style="border: 1px solid orange; border-radius: 50%; padding: 5px; margin-left: 10px;"> $\frac{6}{8}$ is equivalent to $\frac{4}{5}$ </div> </div> <p>Do you agree with Mo? _____</p> <p>Explain your answer.</p> |
| Unit fractions | Non-unit fractions | | | | | |
| | | | | | | |

| Reading Challenge! Send your challenge to your teacher by uploading it to Showbie. | | |
|---|---|---|
| Bronze challenge | Silver challenge | Gold challenge |
| <p>Research the author Emma Carroll.</p> <p>Answer the following questions:</p> <ol style="list-style-type: none"> 1. What books has she written? 2. Where is she from? 3. How did she become an author? <p>Now create a poster with this information.</p> | <p>Listen to the audio book on Showbie titled Letters from the Lighthouse.</p> <p>Answer these questions:</p> <p>What is the story about?</p> <p>What characters are in the story?</p> <p>What are you enjoying about the story so far?</p> <p>Would you like to listen to the rest of the story?</p> | <p>Read the story A Night at the Frost Fair on showbie.</p> <p>Complete the attached book review about the story.</p> |

Writing Challenge

Send your challenge to your teacher by uploading it to Showbie.

Bronze challenge



Write 5 sentences to describe Willy Wonka.
Can you describe both his looks and personality? .

Silver challenge



Imagine you are in The Chocolate Room.
Use the 5 senses to write a setting description.
What can you see, hear, smell, taste and feel?
[Charlie and the Chocolate Factory - Chocolate Room - YouTube](#)

Gold challenge







Watch this scene from Charlie and the Chocolate factory on Youtube.

[Violet Beauregarde's Inflation - YouTube](#)

Write the scene in your own words, focussing on the description of how Violet blows up.

Each Week you **MUST** complete your weekly homework tasks and **upload them by Friday**.

| | Week 2 | Week 3 | Week 4 |
|---|--|---|---|
| Week beginning: | Monday 4 th October | Monday 11 th October | Monday 18 th October |
| Mathematics  | <ul style="list-style-type: none"> Fractions – Equal parts on purple mash. TTRS challenge Complete the written task on Showbie to practice the skills you have learnt this week. | <ul style="list-style-type: none"> Fractions on a number line on purple mash. TTRS challenge Complete the written task on Showbie to practice the skills you have learnt this week. | <ul style="list-style-type: none"> Fractions – tenths on purple mash. TTRS challenge Complete the written task on Showbie to practice the skills you have learnt this week. |
| English  | <ul style="list-style-type: none"> The Fox and the Hen on purple mash. Complete 2 levels on reading eggs. Read your reading book every night and record this in your reading diary. Complete the reading task on Showbie to practice the skills you have learnt this week. | <ul style="list-style-type: none"> The Dog and the Ball on purple mash. Complete 2 levels on reading eggs. Read your reading book every night and record this in your reading diary. Complete the reading task on Showbie to practice the skills you have learnt this week. | <ul style="list-style-type: none"> Mark wants Chicken on purple mash. Complete 2 levels on reading eggs. Read your reading book every night and record this in your reading diary. Complete the reading task on Showbie to practice the skills you have learnt this week. |
| Spellings  | Kindly, quickly, safely, rudely, sweetly, strongly, bravely, secretly, finally, usually | Happily, angrily, lazily, easily, busily, greedily, messily, wearily, cheekily, clumsily | Gently, simply, humbly, nobly, horribly, terribly, possibly, incredibly, comfortably, probably |
| Handwriting  | To practise using the horizontal joining line. Born, morning, horn, worm, sore | To practise the join from the top of one letter to the top of the next. Of, off, diff, puff, cuff | To practise the join from the top of one letter to the top of the next. Growl, prowl, slowly, crawl, growl |

You can complete these tasks as an extra if you want to. Send pictures of your work to your class teacher on showbie!

| | | | |
|-------|--|--|---|
| Topic | <ul style="list-style-type: none"> For Science, our topic is Humans and other Animals. We will be learning about the main food groups. Can you research the main food groups and make a list of foods which fit in each category? | <ul style="list-style-type: none"> For our D&T we are learning about Cooking. Can you find out your parents favourite recipe to cook and then write the recipe to share with the class? | <ul style="list-style-type: none"> In our topic we are learning about Kings and Queens. Can you research the current Queen of the United Kingdom and produce a poster with important facts about her? |
|-------|--|--|---|

