




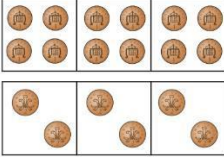


Year 2 Homework planner.

Spring 1 - Weeks 4, 5 and 6.

Over the space of the 3-week period, complete your challenge and send it to your teacher on Showbie.

Maths Challenge!

Send your challenge to your teacher by uploading it to Showbie.

Bronze challenge	Silver challenge	Gold challenge
<p>Complete the stem sentences.</p>  <p>There are ___ equal groups with ___ in each group.</p> <p>Complete the sentences.</p>  <p>There are ___ equal groups with ___ in each group. There are ___ baguettes altogether.</p> <p>Describe the equal groups.</p>  <p style="text-align: right;">What is the same and what is different in each group?</p>	<p>Which group of money is the odd one out?</p>  <p>Match the equal groups.</p>  <p>Three 5s Two 10s Two 3s</p> <p>Use <, > or = to make the statements correct.</p> <p> 3×5 <input type="radio"/> $5 + 5 + 5 + 5$ 2×2 <input type="radio"/> $2 + 2$ 10×2 <input type="radio"/> $5 + 5 + 5$ </p> <p>Explain why.</p>	<p>Sue eats 4 cakes a day. How many cakes does she eat in 5 days? <input style="width: 40px;" type="text"/></p> <p>James has 4 stickers. Alan has twice as many. How many stickers has Alan got? <input style="width: 40px;" type="text"/></p> <p>Mark bought six sweets. Tim bought ten times as many. How many sweets did Tim buy? <input style="width: 40px;" type="text"/></p> <p>Gita made 5 rows of cakes, with 4 cakes in each row. How many cakes did she make altogether? <input style="width: 40px;" type="text"/></p> <p>Ria bought 6 books costing £5 each. How much did she spend? <input style="width: 40px;" type="text"/></p>  <p>6 two pence pieces = <input style="width: 40px;" type="text"/> 8. 4 five pence pieces = <input style="width: 40px;" type="text"/></p> <p>8 ten pence pieces = <input style="width: 40px;" type="text"/> 10. 6 five pence pieces = <input style="width: 40px;" type="text"/></p>




Reading Challenge!

Send your challenge to your teacher by uploading it to Showbie.





Bronze challenge	Silver challenge	Gold challenge
<p>Read 3 books by Anthony Browne, draw your favourite character from each of the books! You could read: How do you feel, My brother, Hansel & Gretel, Ernest the Elephant or My dad. Write words to describe the character.</p>	<p>Read 3 books by Anthony Browne. You could read: How do you feel, My brother, Hansel & Gretel, Ernest the Elephant or My dad. Draw your favourite character from each of the books and write sentences to describe the character and why they are your favourite!</p>	<p>Read 3 books by Anthony Browne. You could read: How do you feel, My brother, Hansel & Gretel, Ernest the Elephant or My dad. Draw your favourite character and your least favourite character. Write sentences to describe and compare them.</p>

Writing Challenge


Send your challenge to your teacher by uploading it to Showbie.

Bronze challenge	Silver challenge	Gold challenge
<p>Draw a picture of Pocahontas. Describe her in full sentences. Use adjectives.</p> 	<p>Draw a picture of Pocahontas. Carefully explain what she liked doing and why everyone thought she was a brave girl. Use lots of adjectives and the conjunction because.</p> 	<p>Look at the setting images. Can you explain what Pocahontas could see, feel, smell and do in this setting. Use adjectives, good sentence starters and conjunctions to make your sentences interesting.</p> 

Each Week you **MUST** complete your weekly homework tasks and **upload by Friday**.

	Week 2	Week 3	Week 4
Week beginning:	Monday 31 st January	Monday 7 th February	Monday 14 th February
Mathematics 	<ul style="list-style-type: none"> Show confidence in making number bonds. [Home – Mathematics – Bond Bubbles] Show confidence in your times tables. [Home – Mathematics – Multiplication – set your own times tables. 2s,5s,10s. Can anyone do the 3s? 😊] TTRS challenge – Practise your times tables. 	<ul style="list-style-type: none"> Show understanding of your multiplication and division learning. [Home – Mathematics – Number – Multiplication & Division – Equal & Unequal groups] [Home – Mathematics – Number – Multiplication & Division – Counting in groups] TTRS challenge Practise your times tables. 	<ul style="list-style-type: none"> Show confidence in your multiplication and division learning. [Home – Mathematics – Number – Multiplication & Division – Division – 2, 5 & 10] [Home – Mathematics – Number – Multiplication & Division – Multiplication & Division problems] TTRS challenge Practise your times tables.
English 	<ul style="list-style-type: none"> Practise using plurals and apostrophes. [Home – English – Grammar – Hatching Out – Fruit Tree Word Spot]. [Home – English – Grammar – First flight – Harry's party]. Complete 2 levels on reading eggs. Read your reading book every night and record this in your reading diary. 	<ul style="list-style-type: none"> Practise your phonics. [Home – English – Phonics – Phonics-Phase 3 – Phonics- Phase 3- Close – 'th' as in 'then']. [Home – English – Grammar – First flight – Word hop] Complete 2 levels on reading eggs. Read your reading book every night and record this in your reading diary. 	<ul style="list-style-type: none"> Practise your phonics and using specific word types. [Home – English – Phonics – Phonics-Phase 3 – Phonics- Phase 3-Close – igh, 'ear' as in 'ear']. [Home – English – Grammar – First flight – Word Combos] Complete 2 levels on reading eggs. Read your reading book every night and record this in your reading diary.
Spellings 	Adding -ing, ed, er, est and y to words of one syllable ending in a single consonant after a single vowel. patting patted runny humming hummed dropping dropped sadder saddest runner	The sound /or/ spelt 'a' before l or ll all ball call walk talk always small wall fall altogether	Common exception words fast last father class grass pass plant path bath people
Handwriting 	[Insert the handwriting join/letter focus for the week.] er	[Insert the handwriting join/letter focus for the week.] ir	[Insert the handwriting join/letter focus for the week.] ou

You can complete these tasks as an extra if you want to. Send pictures of your work to your class teacher on showbie!

Topic	<p>Create a trophy! Make a model. With it, make and write out a certificate for one of your friends. Think carefully, why do they deserve this?</p> <p>😊 Examples:</p> 	<p>Make a poster for your teacher. On the poster, explain the following things:</p> <p>What do you like about being a part of your class? What learning are you confident with? What learning do you want to get better at? How would you like your teacher to help you?</p>	<p>Special project to continue over the holidays.</p> <p>Create a booklet sharing information of some activities you did during the holidays. Draw a picture and write what you did. Explain how you felt. Make it a bit like a diary. You can include events that made you unhappy.</p> <p><u>Hand these to your teachers when you are back so they can read all about your holidays.</u></p> <p>😊</p>
-------	---	---	--

