




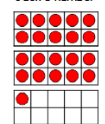
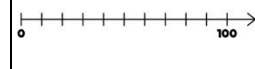
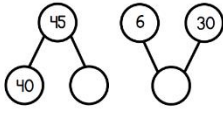

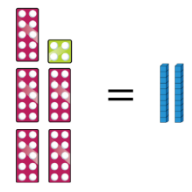
Year 2 Homework planner

Spring 1 - Weeks 1, 2 & 3

Over the space of the 3-week period, complete your challenge and send it to your teacher on Showbie.

Maths Challenge!

Send your challenge to your teacher by uploading it to Showbie.

Bronze challenge	Silver challenge	Gold challenge
<p>How many cookies are there?</p>  <p>How many cakes are there altogether?</p> 	<p>Complete the boxes to make the statements correct.</p> <p>1 more than 35 is <input type="text"/></p> <p>10 less than <input type="text"/> is 72</p> <p>Draw more counters on the ten frame so that Eva's number and Jack's number are equal.</p> <p>Eva's number: </p> <p>Jack's number: </p>	<p>Draw an arrow to show 35 on the number line.</p>  <p>Which word completes the sentence correctly? 3 tens is _____ than 2 tens and 12 ones. more less</p> <p>Write a number to make the statement correct.</p> <p>32 < <input type="text"/> < 70</p>
<p>Match the numerals to the correct word.</p> <p>13 Thirty 30 Thirty-three 33 Thirteen</p> <p>Complete the part-whole models.</p>  <p>Circle the greatest number.</p> <p>18 27 33 19 23</p>	<p>How many two digit numbers can you make using the digit cards?</p> <div style="border: 1px solid black; padding: 5px; display: inline-block;"> 7 0 2 </div> <p>Jack says he has 61 Is he correct?</p>  <p>Explain your reasoning.</p>	<p>Add more Base 10 to make the number shapes and the Base 10 equal.</p>  <p>How much did you add in total to make them equal? What is the smallest amount you could add if the symbol changed to <?</p>

Reading Challenge!

Send your challenge to your teacher by uploading it to Showbie.





Bronze challenge	Silver challenge	Gold challenge
<p>Read 3 books by Dr. Seuss, draw your favourite character from each of the books! You could read: The Cat in The Hat, Green Eggs & Ham, One fish Two fish Red Fish Blue Fish or Oh, the places you'll go.</p> <p>Write words to describe the character.</p>	<p>Read 3 books by Dr. Seuss. You could read: The Cat in The Hat, Green Eggs & Ham, One fish Two fish Red Fish Blue Fish or Oh, the places you'll go.</p> <p>Draw your favourite character from each of the books and write sentences to describe the character and why they are your favourite!</p>	<p>Read 3 books by Dr. Seuss. You could read: The Cat in The Hat, Green Eggs & Ham, One fish Two fish Red Fish Blue Fish or Oh, the places you'll go. Draw your favourite character and your least favourite character. Write sentences to describe and compare them.</p>

Writing Challenge

Send your challenge to your teacher by uploading it to Showbie.

Bronze challenge	Silver challenge	Gold challenge
<p>Draw a picture of your favourite toy. Describe what it is and why you like it.</p> 	<p>Draw a picture of your favourite toy. Describe why it is special. How does it work. Use adjectives to describe it. Can you use conjunctions in your writing too?</p> 	<p>Draw a picture of Stanton Bridge Primary School. Write an information text explaining the learning you do at school, the extra activities you can do out of lesson time, the rewards you get and something about the teachers</p> 

Each Week you **MUST** complete your weekly homework tasks and **upload them by Friday**.

	Week 1	Week 2	Week 3
Week beginning:	Monday 10 th January	Monday 17 th January	Monday 24 th January
Mathematics 	- Show confidence with counting in 2s, 5s and 10s. [Home – Mathematics – Number – Number and Place Value – Counting in 2s, 5s and 10s.] - TTRS challenge – Practise your times tables.	- Show confidence with reading numbers in words and digits. [Home – Mathematics – Number – Number and Place Value – Matching digits to words.] [Home – Mathematics – Number – Number and Place Value – Ordering numbers] - TTRS challenge Practise your times tables.	- Show how well you understand your place value learning. Recognise the tens and ones. [Home – Mathematics – Number – Number and Place Value – Place Value within 50.] - TTRS challenge Practise your times tables.
English 	<ul style="list-style-type: none"> Practise your phonics. [Home – English – Phonics – Phonics Phase 4 – Phonics Phase 4 Cloze mp,nd]. [Home – English – Phonics – Phonics Phase 4 – Phonics Phase 4 Cloze ai, oa, ow]. Complete 2 levels on reading eggs. Read your reading book every night and record this in your reading diary. 	<ul style="list-style-type: none"> Draw a picture of your favourite toy and explain why it is so special to you. [Home – English – 2Publish – Picture and text]. Complete 2 levels on reading eggs. Read your reading book every night and record this in your reading diary. 	<ul style="list-style-type: none"> Practise using subordination. [Home – English – Grammar – Word work – Word Work Year 2 – subordination]. Complete 2 levels on reading eggs. Read your reading book every night and record this in your reading diary.
Spellings 	Adding -ed, -er and -est to a word ending in -y with a consonant before it. copier copied happier happiest cried replied tried dried driest funnier	Adding -ing to a word ending in -y with a consonant before it. copying crying replying marrying carrying flying trying drying skiing taxiing	Adding -ing, -ed, -er and -est to words ending in -e with a consonant before it. hiking hiked hiker nicer nicest shiny being shining scary scaring
Handwriting 	oo	ue	eu

You can complete these tasks as an extra if you want to. Send pictures of your work to your class teacher on showbie!

Topic	Create a poster about an emergency vehicle. Explain what the vehicle needs to have with it. Add labels. Why are these things important? You could make a poster about an ambulance, a fire engine or a police car.	Do some research. Make a booklet sharing information about one of the continents. What would you see if you visited here? People, places, animals. Explain what the weather conditions would be like. Why would this be a great place to visit, or not? 😊	Make a globe. Add the 7 continents on it to show what you have learnt about. (Idea – you could blow up a balloon and do papier mache to make it strong. Then paint it.) 😊
-------	--	---	--