

Year 2 Homework planner.

Autumn 2 - Weeks 5, 6 and 7.






Over the space of the 3-week period, complete your challenge and send it to your teacher on Showbie.

| Maths Challenge! Send your challenge to your teacher by uploading it to Showbie. | | | | | | | | | | | |
|---|---|---|--------|--|--|---------|--|-----------|--|--|----------|
| Bronze challenge | Silver challenge | Gold challenge | | | | | | | | | |
| <p>Dora says:</p> <div style="border: 1px solid green; border-radius: 10px; padding: 5px; width: fit-content; margin: 10px auto;"> All coins are round. </div> <p>Do you agree with Dora? Justify your answer.</p> <p>Which is the odd one out?</p> <div style="display: flex; justify-content: space-around; margin-top: 10px;"> 20 p 8 p 2 p 10 p </div> <p>Why?</p> | <p>How long is the building block?</p> <p>The building block is <input type="text"/> cm.</p> <p>What is the length of the chocolate bar?</p> <p>The chocolate bar is <input type="text"/> cm.</p> <p>Which straw is the tallest?</p> <div style="display: flex; justify-content: space-around;"> <div style="text-align: center;"> <p>The blue straw is <input type="text"/> cm tall.</p> </div> <div style="text-align: center;"> <p>The red straw is <input type="text"/> cm tall.</p> </div> </div> <p>The <input type="text"/> straw is the tallest.</p> <p>The <input type="text"/> straw is the shortest.</p> | <p>Dora is describing her day.</p> <div style="border: 1px solid green; border-radius: 10px; padding: 5px; width: fit-content; margin: 10px auto;"> First, I went to the park. After lunch, I went to the cinema. Before the cinema, I went to a café for lunch. </div> <p>Can you draw and label pictures to order Dora's day?</p> <div style="display: flex; justify-content: space-around; margin-top: 10px;"> <div style="border: 1px solid black; width: 40px; height: 40px; text-align: center; vertical-align: middle;">First</div> <div style="border: 1px solid black; width: 40px; height: 40px; text-align: center; vertical-align: middle;">Next</div> <div style="border: 1px solid black; width: 40px; height: 40px; text-align: center; vertical-align: middle;">Then</div> </div> <p>Fill in the missing days of the week and complete the sentences.</p> <table style="width: 100%; border-collapse: collapse;"> <tr> <td style="border: 1px solid blue; padding: 2px;">Sunday</td> <td rowspan="6" style="vertical-align: middle; padding-left: 10px;"> <ul style="list-style-type: none"> • Today is Wednesday, yesterday was _____. • Yesterday was Monday, today is _____. • Today is Saturday, tomorrow is _____. • Tomorrow is _____, today is Wednesday. </td> </tr> <tr><td style="border: 1px solid blue; height: 20px;"></td></tr> <tr><td style="border: 1px solid blue; padding: 2px;">Tuesday</td></tr> <tr><td style="border: 1px solid blue; height: 20px;"></td></tr> <tr><td style="border: 1px solid blue; padding: 2px;">Wednesday</td></tr> <tr><td style="border: 1px solid blue; height: 20px;"></td></tr> <tr><td style="border: 1px solid blue; height: 20px;"></td></tr> <tr><td style="border: 1px solid blue; padding: 2px;">Saturday</td></tr> </table> | Sunday | <ul style="list-style-type: none"> • Today is Wednesday, yesterday was _____. • Yesterday was Monday, today is _____. • Today is Saturday, tomorrow is _____. • Tomorrow is _____, today is Wednesday. | | Tuesday | | Wednesday | | | Saturday |
| Sunday | <ul style="list-style-type: none"> • Today is Wednesday, yesterday was _____. • Yesterday was Monday, today is _____. • Today is Saturday, tomorrow is _____. • Tomorrow is _____, today is Wednesday. | | | | | | | | | | |
| | | | | | | | | | | | |
| Tuesday | | | | | | | | | | | |
| | | | | | | | | | | | |
| Wednesday | | | | | | | | | | | |
| | | | | | | | | | | | |
| | | | | | | | | | | | |
| Saturday | | | | | | | | | | | |





| Reading Challenge! Send your challenge to your teacher by uploading it to Showbie. | | |
|--|---|---|
| Bronze challenge | Silver challenge | Gold challenge |
| <p>Read 3 books by Jeanne Willis, draw your favourite character from each of the books! You could read: The Bog Baby, Tadpole's Promise, Who's in the Bathroom.</p> <p>Write words to describe the character.</p> | <p>Read 3 books by Jeanne Willis. You could read: The Bog Baby, Tadpole's Promise, Who's in the Bathroom Draw your favourite character from each of the books and write sentences to describe the character and why they are your favourite!</p> | <p>Read 3 books by Jeanne Willis. You could read The Bog Baby, Tadpole's Promise, Who's in the Bathroom. Then draw your favourite character and least favourite character. Write sentences to describe and compare them.</p> |

Writing Challenge


Send your challenge to your teacher by uploading it to Showbie.

| Bronze challenge | Silver challenge | Gold challenge |
|---|--|--|
| <p>Create a comic strip about the beginning of the story you have been learning about (Who, Where and Where Next).</p> <p>Remember to use interesting adjectives and conjunctions in your story.</p> <div style="display: flex; justify-content: space-around;">   </div> <div style="display: grid; grid-template-columns: repeat(3, 1fr); height: 60px; border: 1px solid black; margin-top: 10px;"></div> | <p>Retell the beginning of the story (Who and Where) you have been learning and change one of the three main characters e.g. Mr Bear, Mrs Bear or Baby Bear.</p> <p>Remember to use fronted adverbials, expanded noun phrases and conjunctions.</p> <div style="display: flex; justify-content: space-around;">   </div> | <p>Write the 'Where Next?' part of the story adding in a short dialogue (a conversation between two people) in the story you have been learning.</p> <div style="display: flex; align-items: center; margin-top: 10px;">  <div style="margin-left: 10px;"> <p>Remember to use fronted adverbials, expanded noun phrases, conjunctions and adverbs in your</p> </div> </div> <p>story.</p> |

Each Week you **MUST** complete your weekly homework tasks and upload them by Friday.

| | Week 5 | Week 6 | Week 7 |
|--|--|--|--|
| Week beginning: | Monday 29 th November | Monday 6 th December | Monday 13 th December |
| Mathematics  | <ul style="list-style-type: none"> - Make amounts up to 10p. If confident, try making them up to 20p [Home – Mathematics – Measure – Money- Money up to 10p. Money up to 20p - when confident.] <ul style="list-style-type: none"> - TTRS challenge | <ul style="list-style-type: none"> - Look at the images carefully to identify the lengths of the objects. Read the scales carefully. [Home – Mathematics – Measure – Measures – Measuring in cm] <ul style="list-style-type: none"> - TTRS challenge | <ul style="list-style-type: none"> - Sort out the times – start with o'clock first and then move on to half past. [Home – Mathematics – Measure – Time – Time, whole hours in order Then, Time – Half past} <ul style="list-style-type: none"> - TTRS challenge |
| English  | <ul style="list-style-type: none"> • Practice your sentence structure when composing your story. [Home – English – Grammar-Cloze]. <ul style="list-style-type: none"> • Complete 2 levels on reading eggs. • Read your reading book every night and record this in your reading diary. | <ul style="list-style-type: none"> • Describe the characters in the story you have been learning. Add in interesting adjectives, adverbs and adverbials to the mind map. [Home – English – Planning and Drafting – 2Connect]. <ul style="list-style-type: none"> • Complete 2 levels on reading eggs. Read your reading book every night and record this in your reading diary. | <ul style="list-style-type: none"> • Write your story using the boxing clever 'Who, Where and Where Next' [Home – English – Planning and Drafting – Storyboard 3 frames]. <ul style="list-style-type: none"> - Complete 2 levels on reading eggs. Read your reading book every night and record this in your reading diary. |
| Spellings  | The sound /-igh/ spelt with '-y' at the end of words cry fly dry try reply sly shy terrify sky multiply | The word spelt with '-es' and '-y' at the end of words. flies tries replies copies babies carries cries dries marry family | Common exception words find mind behind old cold gold hold told every everybody |
| Handwriting  | [Insert the handwriting join/letter focus for the week.] oa | [Insert the handwriting join/letter focus for the week.] ow | [Insert the handwriting join/letter focus for the week.] oe |

You can complete these tasks as an extra if you want to. Send pictures of your work to your class teacher on showbie!

| | | | |
|-------|--|---|--|
| Topic | Create a Science poster about 'How to keep yourself healthy'. Remember to include: eating healthy, food groups, exercise, looking after our teeth, germs and hygiene. | Create your own stained glass window. Think about all the materials you can add on it to make it 3D. Use materials like sweet wrappers to make it colourful. Include patterns through shapes, designs and colours. | Become an inventor and use recycled materials to create your own hot air balloon.  |
|-------|--|---|--|

