

## Year 2 Homework planner.

### Autumn 2 - Weeks 2, 3 and 4.





Over the space of the 3-week period, complete your challenge and send it to your teacher on Showbie.

<b>Maths Challenge!</b> Send your challenge to your teacher by uploading it to Showbie.		
Bronze challenge	Silver challenge	Gold challenge
<p style="text-align: center;"><b>Fractions</b></p> <p>Draw 3 different shapes. Split them into halves and label them. Then draw the same three shapes again and split them into quarters. Remember the rule: ALL parts must be equal.</p>	<p>Jo bought a bag of 12 cherries. Jo ate half the number of cherries in the bag. How many cherries did Jo eat?</p> <hr/> <p>Sam bought a bag of 18 cherries. Sam ate 6 cherries. What fraction of the bag of cherries did Sam eat?</p>	<p>Jo bought a bag of cherries. Jo ate half the number of cherries in the bag. Jo had 7 cherries left. How many cherries did Jo buy?</p> <hr/> <p>Sam bought a bag of cherries. Sam ate 9 cherries and had 3 left over. What fraction of the bag of cherries did Sam eat?</p>

<b>Writing Challenge</b> Send your challenge to your teacher by uploading it to Showbie.		
Bronze challenge	Silver challenge	Gold challenge
<p>Design a poster about a lost dog.</p> <div style="border: 1px solid black; padding: 5px; margin: 10px 0;"> <div style="background-color: #f4a460; color: white; padding: 2px; text-align: center; font-weight: bold; font-size: 1.2em;">Missing!</div> <div style="border: 1px solid black; height: 100px; width: 100%; margin: 5px 0;"></div> <div style="font-size: 0.8em;"> <p>Pet's Name: _____</p> <p>Type of Pet: _____</p> <p>Last Seen: _____</p> <p>If found, please contact: _____</p> </div> </div>	<p>Write a letter to your friends about the lost dog. Explain what happened and how you want to help find it's owner. Describe the dog properly so they understand what it looks like. Begin your letter with: Dear _____, and finish it with from _____.</p>	<p>Write a formal letter to the local community about lost dog. Describe the dog properly to help them find him. Describe how the lost dog was feeling? Begin your letter with: Dear local community, and end your letter with, yours sincerely, _____.</p>

<b>Reading Challenge!</b> Send your challenge to your teacher by uploading it to Showbie.		
Bronze challenge	Silver challenge	Gold challenge
<p>Read 3 books by David Wiesner, draw your favourite character from each of the books! You could read: <b>Flotsam, Tuesday or Robobaby</b>. Write words to describe the character.</p>	<p>Read 3 books by David Wiesner. You could read: <b>Flotsam, Tuesday or Robobaby</b>. Draw your favourite character from each of the books and write sentences to describe the character and why they are your favourite!</p>	<p>Read 3 books by David Wiesner. You could read: <b>Flotsam, Tuesday or Robobaby</b>. Then draw your favourite character and least favourite character. Write sentences to describe and compare them.</p>

Each Week you **MUST** complete your weekly homework tasks and **upload them by Friday**.

	Week 2	Week 3	Week 4
Week beginning:	Monday 8 <sup>th</sup> November	Monday 15 <sup>th</sup> November	Monday 22 <sup>nd</sup> November
Mathematics 	<ul style="list-style-type: none"> <li>- Play Fraction games on Purple Mash. Two games have been set for you.</li> <li>[Home – Mathematics – Number – Fractions - <b>Fractions: Halves</b>]</li> <li>[Home – Mathematics – Number – Fractions - <b>Find Halves</b>]</li> <li>- TTRS challenge</li> </ul>	<ul style="list-style-type: none"> <li>- Play Fraction games on Purple Mash. Two games have been set for you.</li> <li>[Home – Mathematics – Number – Fractions - <b>Fractions: Halves and quarters</b>]</li> <li>- TTRS challenge</li> </ul>	<ul style="list-style-type: none"> <li>- Play 'Counting in groups' (2Do) on Purple mash to identify and sort into equal groups using arrays.</li> <li>[Search - Measures - <b>Longer or shorter</b>]</li> <li>[Search - Measures - <b>Taller and shorter</b>]</li> <li>- TTRS challenge</li> </ul>
English 	<ul style="list-style-type: none"> <li>• Practice your handwriting. [Home – English – 2Handwrite].</li> <li>• Complete 2 levels on reading eggs.</li> <li>• Read your reading book every night and record this in your reading diary.</li> </ul>	<ul style="list-style-type: none"> <li>• Create your own story about Mr Bear having night of no sleep. Write sentences describing how he is feeling and why. [Home – English – 2Create a Story].</li> <li>• Complete 2 levels on reading eggs. Read your reading book every night and record this in your reading diary.</li> </ul>	<ul style="list-style-type: none"> <li>• How words can combine to make sentences. Joining clauses using 'and', 'but' and 'so.' [Home – English – Grammar – Hatching out – Ned and the wolf].</li> <li>- Complete 2 levels on reading eggs. Read your reading book every night and record this in your reading diary.</li> </ul>
Spellings 	<p>The sound /l/ spelt with '-le' at the end of words</p> <p>table apple bottle little middle able wobble multiple dazzle riddle</p>	<p>The sound /l/ spelt with '-el' at the end of words</p> <p>camel tunnel squirrel travel towel tinsel bagel hazel vowel jewel</p>	<p>The sound /l/ spelt with '-il' and '-al' at the end of words.</p> <p>pencil nostril fossil pupil metal pedal capital hospital animal oval</p>
Handwriting 	ie	ide	igh

You can complete these tasks as an extra if you want to. Send pictures of your work to your class teacher on showbie!

Topic	Create your own stained glass window design at home. Use repeated patterns, you can paint, draw or stick materials to create this. Be creative and use inspiration from our trip.	Make a transport invention! Can you design and make your own type of transport vehicle. How does it work? Does it work on land, in water or in the air? Bring it in to show us at school.	Draw a picture of <b>the Montgolfier Brothers</b> OR <b>George Stephenson</b> and write 5 interesting facts about
-------	-----------------------------------------------------------------------------------------------------------------------------------------------------------------------------------	-------------------------------------------------------------------------------------------------------------------------------------------------------------------------------------------	-------------------------------------------------------------------------------------------------------------------