

Nursery – Early Years Foundation Stage Medium Term Planning 2019-2020

Phase Leader Mrs Panesar

Autumn 1

Topic: All about Me, Nursery Rules and Routines

CL-Responding to simple instructions, Using simple phrases/words like 'Thank you', 'Please', 'Toilet, please', learning names of colours and snack-time items, listening and attention

PSED – Separating from main carer, introduce visual timetable and safety at dismissal. Learning to share and rules around the nursery.

PD- Finger gym activities, Ring games linked to nursery rhymes etc. and Safe use of outdoor equipment.

Maths-Counting (1-5), sorting objects, Capacity.

Literacy- My mum and dad make me laugh, The Rainbow Fish and Goldilocks and the Three Bears RWI – focus-listening and attention

UTW - My family and me, draw self-portraits. Small world exploration, baking and using technology.




EAD- Nursery rhymes. Painting, selecting colours and objects.

DCPRO – Baseline assessments.

Week 1		Week 2		Week 3		Week 4		Week 5		Week 6		Week 7			
DCPRO BASELINE				DCPRO UPDATED											
<p>CL Focus- Chn to listen to songs and stories in a group. Sing various nursery rhymes using props.</p> <p>EYES links - Children to listen to songs and demonstrate listening by joining in (C+L-16-26 months)</p>		<p>CL Focus- Chn to listen to songs and stories in a group. Sing various nursery rhymes using props.</p> <p>EYES links - Children to listen to songs and demonstrate listening by joining in (C+L-16-26 months)</p>		<p>CL Focus- chn to respond to simple instructions For instance, 'Sit down', 'Stand up, please', 'Tidy up time'. Use visual behavioural card and visual timetable etc as prompts</p> <p>EYES link = To Understand simple sentences (C+L-16-26 months)</p>		<p>CL Focus- Boxing Clever-chn to communicate their ideas using simple phrases. Snack time-Talk to chn about their favourite fruit/drink/food. Encourage them to use simple phrases. Saying 'Please' and 'Thank you'</p> <p>EYES links – Beginning to put two words together to communicate (C+L: speaking-16-26 months)</p>		<p>CL Focus Boxing Clever- Text: The Rainbow Fish During carpet session CT/TA retells a story using puppets. Encourage chn to retell a story during continuous provision.</p> <p>EYES links – Chn to listen to noises an adult make when she tells a story (CL:L&A-22-36 months)</p>		<p>CL Focus- Playing listening games such as Simon says. Chn to listen to an instruction and respond by doing the action.</p> <p>EYES links – Identify the action word by pointing to the right picture (C+L-understanding- 22-36 months)</p>		<p>CL Focus- Boxing Clever Text: Goldilocks and the three bears To answer simple questions about the story. Ask 'who', 'where' and 'what' questions.</p> <p>EYES links – Understand 'who', 'where' and 'what' in simple questions(C+L-22-36 months)</p>			
<p>PSED Focus- Chn to understand nursery routines and boundaries. Use of behaviour visual cards. Be a good role-model. Use rewards and verbal praise for positive reinforcement.</p> <p>EYES links- To respond to a few boundaries and routines with support and encouragement (PSED: MFB-16-26 months)</p> <p>British Values</p>		<p>PSED Focus- Chn to understand nursery routines and boundaries. Use of behaviour visual cards. Be a good role-model. Use rewards and verbal praise for positive reinforcement.</p> <p>EYES links- To show understanding and cooperates with some boundaries and routines (PSED: MFB-22-36 months)</p>		<p>PSED Focus- Playing with toys and exploring new environment. Provide chn opportunities to engage in meaningful play. Adults to support chn with their play.</p> <p>EYES links- Explore new toys and environment. (PSED: SC&SA-16-26 months)</p>		<p>PSED Focus- Introduce Achievosaurus Plan a small topic on dinosaurs. Chn are introduced to Shareonyx.</p> <p>EYES links- To show understanding and cooperates with some boundaries and routines (PSED: MFB-22-36 months)</p> <p>British Values</p>		<p>PSED Focus- Talking about your feelings – happy and sad. Relate it to characters in the story. How does it make you feel when your friend doesn't share toys with you?</p> <p>EYES links- Can express their own feeling such as happy and sad. (PSED: MFB-22-36 months)</p>		<p>PSED Focus- Chn to talk about their likes and dislikes. For instance, use snack time to talk about their favourite food/fruit/story etc.</p> <p>EYES links- Express own preferences and interests (PSED: SC&SA-22-36 months)</p>		<p>PSED Focus- Chn to engage in play with each other. Opportunities for chn to engage in role-play indoors and outdoors. Adults to engage in role-play activities with chn. Introduce Explorosaur (I explore everything around me).</p> <p>EYES links- Seek out others to share experiences. (PSED: MR--22-36 months months)</p>			




Nursery – Early Years Foundation Stage Medium Term Planning 2019-2020

Phase Leader Mrs Panesar

<p>PD Focus- chn to communicate their need for toilet. Encourage chn to use toilet. Adult to accompany them to the toilet.</p> <p>EYES Links- Clearly communicate their need for toilet (PD: HSC—22-36 months)</p>	<p>PD Focus-Chn to make marks using various mark-making tools. See weekly plans for finger gym activities.</p> <p>EYES Links- Show control in holding and using jugs to pour, hammers, books and mark making tools. (PD: MH-22-36 months)</p>	<p>PD Focus-Chn to develop gross motor skills Encourage chn to play safely on the outdoor play equipment.</p> <p>EYES Links- Climb up confidently on climbing frame (PD: MH-22-36 months)</p> <p>British Values</p> <p>Decorating face biscuits</p> 	<p>PD Focus- Finger gym activities Use tools and equipment with control. See weekly plans for finger gym activities. Provide playdough to create the rainbow fish.</p>  <p>EYES Links- Show control in holding and using jugs to pour, hammers, books and mark making tools. (PD: MH-22-36 months)</p>	<p>PD Focus- Self-help - To be able to wash their hands before eating and after using toilet.</p> <p>EYES Links- Being independent in their self-care. (PD: HSC 22-36 months)</p> <p>Baking Rainbow fish cookies</p> 	<p>PD Focus-Chn to develop gross motor skills Encourage chn to play safely on the equipment.</p> <p>EYES Links- Climb up confidently on climbing frame (PD: MH-22-36 months)</p> <p>Cooking and tasting porridge</p> <p>British Values</p>	<p>PD Focus- Finger gym activities Use tools and equipment with control. See weekly plans for finger gym activities.</p> <p>EYES Links- Show control in holding and using jugs to pour, hammers, books and mark making tools. (PD: MH-22-36 months)</p>	
<p>Literacy Focus Chn to listen to story in a group</p> <p>EYES Links Interested in books and rhymes and might have favourites. (Literacy:Reading-16-26 months)</p>	<p>Literacy Focus Text: My mum and dad make me laugh Chn to give meaning to marks they make. Each child to draw his/her family picture. Adults to scribe what chn might say about their picture.</p> <p>EYES Links To give meaning to marks they make (Literacy: Writing -22-36 months)</p>	<p>Literacy Focus Text: My mum and dad make me laugh. Share books with children in a group. Encourage chn to visit book corner. Look at a book together and talk about picture. Adult to model handling books carefully.</p> <p>EYES Links Interested in books and rhymes and might have favourites. (Literacy: Reading-16-26 months)</p>	<p>Literacy Focus Text – The Rainbow Fish Hook: Disagreement between two class puppets. Introduce Shareonx (a dinosaur) who brings a story book all about sharing .The Rainbow Fish. See Teacher Plan for detailed lesson. Boxing Clever is introduced. Chn to repeat words or simple phrases from the story. EYES Links Repeat words or simple phrases from a familiar story. (Lit: R -22-36 months)</p>	<p>Literacy Focus Text – The Rainbow fish Chn to draw a picture of the rainbow fish. Adults to scribe what chn might say about their picture.</p> <p>EYES Links To give meaning to marks they make (Literacy: Writing -22-36 months)</p>	<p>Literacy Focus Text – The three little pigs Chn to repeat words or simple phrases from the story.</p> <p>EYES Links Repeat words or simple phrases from a familiar story. (Lit: R -22-36 months)</p>	<p>Literacy Focus Text – Goldilocks and the three bears Hook- Receive letter Chn to draw a picture of three little pigs. Adults to scribe what chn might say about their picture.</p> <p>EYES Links To give meaning to marks they make (Literacy: Writing -22-36 months)</p>	
<p>Maths Focus Counting – singing number songs using prompts. For instance, 5 cheeky monkeys and 5 little ducks. See weekly plans for maths activities for continuous provision.</p> <p>EYES Links Says some counting words. (Maths: Numbers-16-26 months)</p>	<p>maths Focus Counting – singing number songs using props. . For instance, 5 currants buns, 5 cheeky monkeys and 5 little ducks. See weekly plans for maths activities for continuous provision.</p> <p>EYES Links Recite some number names in sequence. (Maths:Numbers-22-36 months)</p>	<p>Maths Focus Sorting objects according to their shape/size. Provide 2D shapes and compare bears etc to sort out. See weekly plans for maths activities for continuous provision.</p> <p>EYES Links Beginning to categorise objects according to their size and shape. (Maths: SSM-22-36 months)</p>	<p>Maths Focus To understand a concept of empty and full. Focus on capacity language –full and empty. See weekly plans for maths activities for continuous provision.</p> <p>EYES Links Filling and emptying containers. (Maths: Numbers-16-26 months)</p>	<p>Maths Focus Counting objects. See weekly plans for maths activities for continuous provision.</p> <p>EYES Links Recite number names in sequence (Maths: Numbers-22-36 months)</p>	<p>Maths Focus Recognising 2D shapes (square, rectangle, triangle and circle). Sorting activities and shapes in sand etc. Take chn for shape hunt in small groups. See weekly plans for maths activities for continuous provision.</p> <p>EYES Links Notices simple shapes in pictures. (Maths: Numbers-22-36 months)</p>	<p>Maths Focus Sorting objects by size. Provide different objects and compare bears etc to sort out. See weekly plans for maths activities for continuous provision.</p> <p>EYES Links Beginning to categorise objects according to their size and shape. (Maths: SSM-22-36 months)</p>	

Nursery – Early Years Foundation Stage Medium Term Planning 2019-2020

Phase Leader Mrs Panesar

<p><u>UTW</u> <u>Focus</u> Exploring small world toys such as a garage and a dollhouse. Adults to join in with chn's play to model and to develop language.</p> <p><u>EYES Links</u> Enjoys small world toys. (UTW:TW-22-36 months)</p>	<p><u>UTW</u> <u>Focus</u> Topic - All about me. Chn to paint self-portraits and draw family pictures. Adults to scribe what children might say about their drawings. A display in home corner with chn's photos with their parents. Adults to scribe what chn might say about their family photos. Add speech bubbles/sound pegs to the display.</p> <p><u>EYES Links</u> Enjoy pictures and stories about themselves. (UTW:PC -22-36 months)</p> <p>British Values</p>	<p><u>UTW</u> <u>Focus</u> Introduce chn to digital headphones. Show them how to use them. Take photos.</p> <p><u>EYES Links</u> Turning on and operating simple ICT equipment. (UTW:Technology-22-36 months)</p>	<p><u>UTW</u> <u>Focus</u> Exploring small world sea animals. Create a under the sea world for chn to explore. Adults to join in with chn's play to model and to develop language.</p> <p><u>EYES Links</u> Enjoys small world toys. (UTW:TW-22-36 months)</p> <p>Non-Fiction Links Books on sea animals</p>	<p><u>UTW</u> <u>Focus</u> Discuss-Who is your friend in nursery? Why are they your friend?</p> <p><u>EYES Links</u> Beginning to have friends. (UTW:PC -22-36 months)</p>	<p><u>UTW</u> <u>Focus</u> Chn to use digital headphones safely. Show them how to use them. Take photos.</p> <p><u>EYES Links</u> Turning on and operating simple ICT equipment. (UTW:Technology-22-36 months)</p>	<p><u>UTW</u> <u>Focus</u> Exploring the familiar environment. Tell chn they all are going to be explorosaur today. Look at the signs of autumn. What can you see, hear, smell and feel? Chn to collect natural resources to create autumn pictures. Introduce Explorosaur (I explore everything around me). Tell chn they all are going to be explorosaur today. They are going to</p> <p><u>EYES Links</u> Notices detailed features of objects in their environment. (UTW:Technology-22-36 months)</p> <p>Non-Fiction Links Books on autumn</p>	
<p><u>EAD</u> <u>Focus</u> Singing simple nursery rhymes. Use puppets as prompts.</p> <p><u>EYES Links</u> Joins in singing favourite songs. (EAD:EUMM- 22-36 months)</p>	<p><u>EAD</u> <u>Focus</u> Painting and choosing colours Paint self-portraits</p>  <p>See enhancement plans for weekly creative activities.</p> <p><u>EYES Links</u> Experiment with colour, blocks and marks. (EAD:EUMM- 22-36 months)</p>	<p><u>EAD</u> <u>Focus</u> Role-play area is turned into home corner. Adults to engage in role-play with chn. Model language and support play.</p> <p><u>EYES Links</u> To make believe by pretending. (EAD:BI-22-36 months)</p>	<p><u>EAD</u> <u>Focus</u> Painting and choosing colours Provide a fish template to create the rainbow fish art.</p>  <p>See enhancement plan for other creative activities.</p> <p><u>EYES Links</u> Experiment with colour, blocks and marks.</p>	<p><u>EAD</u> <u>Focus</u> Painting and choosing colours Provide a fish template to create the rainbow fish. Use various colour paints and celery to create scales.</p>  <p>See enhancement plan for other creative activities.</p> <p><u>EYES Links</u> Experiment with colour, blocks</p>	<p><u>EAD</u> <u>Focus</u> To engage in pretend play. Provide opportunities for children to engage in pretend play with their peers. Turn the role-play area into The three bears' cottage.</p> <p><u>EYES Links</u> Beginning to make-believe by pretending. (EAD:BI- 22-36 months)</p>	<p><u>EAD</u> <u>Focus</u> Sing nursery rhymes with musical instruments in small groups.</p> <p><u>EYES Links</u> Shows an interests in the way musical instruments work (EAD:EUMM- 22-36 months)</p>	


Nursery – Early Years Foundation Stage Medium Term Planning 2019-2020

Phase Leader Mrs Panesar

			(EAD:EUMM- 22-36 months)	and marks. (EAD:EUMM- 22-36 months)			
<p><u>RWInc</u> <u>Focus</u> Developing listening and attention skills through circle games. Chn to play listening games such as Simon says, Doggy, Doggy etc.</p>	<p><u>RWInc</u> <u>Focus</u> Developing listening and attention skills through circle games. . Chn to play listening games such as Simon says, Doggy, Doggy etc.</p>	<p><u>RWInc</u> <u>Focus</u> Developing listening and attention skills through circle games. . Chn to play listening games such as Simon says, Doggy, Doggy etc.</p>	<p><u>RWInc</u> <u>Focus</u> Developing listening and attention skills through circle games. . Chn to play listening games such as Simon says, Doggy, Doggy etc.</p>	<p><u>RWInc</u> <u>Focus</u> Developing listening and attention skills through circle games. . Chn to play listening games such as Simon says, Doggy, Doggy etc.</p>	<p><u>RWInc</u> <u>Focus</u> Developing listening and attention skills through circle games. . Chn to play listening games such as Simon says, Doggy, Doggy etc.</p>	<p><u>RWInc</u> <u>Focus</u> Developing listening and attention skills through circle games. . Chn to play listening games such as Simon says, Doggy, Doggy etc.</p>	
<p>Autumn 2 Topic - Bonfire, Diwali, Anti-Bullying Week and Christmas CL- Use sentence starters and key vocabulary for topic. P4C activities, Using simple sentences, learn names of colours and snack-time items, listening and attention. PSED- Re-introduce rules and routines Focus on sharing and turn taking. Building relationships. PD- Finger gym activities, pencil grip, ball skills and safety of small equipment and tools. Maths-Reciting (1-10), Counting objects (1-5), comparing quantities (more/same) Literacy - Bully, Kipper's Birthday and Dear Santa, RWI - focus-listening and attention, name-writing UTW - Celebration, small world exploration, baking and using technology. EAD- Nursery rhymes, Painting, selecting colours and control of movement DCPRO –Autumn assessments. Parents Workshops – Nursery Rhymes (week 2) and EAD (week 4)</p>							
Week 1	Week 2	Week 3	Week 4	Week 5	Week 6	Week 7	Week 8

Nursery – Early Years Foundation Stage Medium Term Planning 2019-2020

Phase Leader Mrs Panesar

<p>CI (Boxing Clever) Focus- Text: Diwali (Non-Fiction) Learn key vocabulary related to Diwali. Use Boxing Clever to learn about Diwali story. Watch a video as a prompt. https://www.bbc.co.uk/cbeebies/watch/lets-celebrate-diwali Snack time-Talk to chn about their favourite fruit/drink/food. Encourage them to use simple sentences. Adults to model.</p> <p>EYES links – Learn new words rapidly and then use it in communicating (CL: Speaking – 22-36 months)</p> <p>Non-Fiction Books Diwali Celebrations</p>	<p>CI (Boxing Clever) Focus- Text: Bonfire (Non-fiction) Discussion: Bonfire safety. How to keep safe during bonfire celebrations? Learn key vocabulary related to Guy Fawkes story. Boxing Clever to learn about Guy Fawkes. Snack time-Talk to chn about their favourite fruit/drink/food. Encourage them to use simple sentences. Adults to model.</p> <p>EYES links – Use simple sentences (C+L: 22-36 months)</p> <p>Non-Fiction Books Bonfire</p>	<p>CI (Boxing Clever) Focus- Anti-bullying What is bullying? Hook: Issue between puppets. Chn to listen to each other. Snack time-Talk to chn about their favourite fruit/drink/food. Encourage them to use simple sentences to communicate.</p> <p>EYES link Listen to others one to one or in groups. (C+L: listening-30-50 months)</p> <p>Non-Fiction Books Anti-Bullying</p>	<p>CI (Boxing Clever & P4C) Focus- P4C session introduced. Chn are encouraged to use the sentence starter "I would rather be...."</p> <p>P4C-Using sentence starter – 'I would rather be....'</p> <p>Snack time-Talk to chn about their favourite fruit/drink/food. Encourage them to use simple sentences to communicate. Adults to model.</p> <p>EYES links – Use simple sentences (C+L: speaking 22-36 months)</p>	<p>CI (Boxing Clever & P4C) Focus- Text: Kipper's Birthday Understanding 'who', 'what' and 'where' questions. Ask questions during Boxing Clever to develop chn's understanding of text.</p> <p>P4C-Using sentence starter – 'I would rather be....'</p> <p>Snack time-Talk to chn about their favourite fruit/drink/food. Encourage them to use simple sentences. Adults to model.</p> <p>EYES links – Understand 'who', 'where' and 'what' in simple questions (C+L-LA-22-36 months)</p>	<p>CI (Boxing Clever & P4C) Focus- Encourage chn to ask simple questions. Mystery box – chn to ask questions to work out what is in it.</p> <p>P4C-Using sentence starter – 'I would rather be....'</p> <p>Snack time-Talk to chn about their favourite fruit/drink/food. Encourage them to use simple sentences to communicate. Adults to model.</p> <p>EYES links – To ask simple questions (C+L-Speaking- 22-36 months)</p> <p>British Values</p>	<p>CI (Boxing Clever & P4C) Focus- Text: Dear Santa Chn to listen stories with interest. They can answer simple questions demonstrating understanding.</p> <p>P4C-Using sentence starter – 'I would rather be....'</p> <p>Snack time-Talk to chn about their favourite fruit/drink/food. Encourage them to use simple sentences. Adults to model.</p> <p>EYES links – Listen to stories with increasing attention and recall. (C+L-LA-30-50 months)</p>	<p>CI (Boxing Clever & P4C) Focus- Learn about Christmas story. Watch a video – https://www.bbc.co.uk/cbeebies/stories/lets-celebrate-christmas-story Learn key vocabulary related to Christmas. Use Boxing Clever to learn about Christmas story. Chn to use simple sentences to communicate. Use modelling and MTYT.</p> <p>P4C-Using sentence starter – 'I would rather be....'</p> <p>Snack time-Talk to chn about their favourite fruit/drink/food. Encourage them to use simple sentences. Adults to model.</p> <p>EYES links – To use simple sentences to communicate. (C+L-S - 22-36 months)</p>
<p>PSED Focus- Chn to communicating with peers during free-play. Provide opportunities for chn to play together e.g. role-play area.</p> <p>EYES links- To be interested in others' play and starting to join in. (PSED: MR-22-36 months)</p>	<p>PSED Focus- Talk about what they like and dislike about fireworks.</p> <p>EYES links- Expresses own preferences and interests. (PSED: SC&SA-22-36 months)</p> <p>British Values</p>	<p>PSED Focus- Help and comfort someone who is distressed Someone has left Big Ted in nursery with a message. Question: How can we look after him?</p> <p>EYES links- Tries to help or give comfort when others are distressed. (PSED: MFB-22-36 months)</p>	<p>PSED Focus- Opportunities for chn to engage in role-play. Adults to engage in role-play with chn. Model language and support play. Focus on EAL/shy chn</p> <p>EYES links- Interested in other's play and starting to join in (PSED: MR-22-36 months)</p> <p>British Values</p>	<p>PSED Focus- Chn to select and use activities and resources with help. Writing junction with resources for chn to select independently.</p> <p>EYES links- Can select and use activities with help. (PSED: SC&SA-30-50 months)</p> <p>British Values</p>	<p>PSED Focus- Chn to take turns and share resources. Use sand-timer and positive reinforcement. Achievosaurus – Chn are Sharonyx. At the end of the day, ask "Who has been Sharonyx?"</p> <p>EYES links- To take turns and share resources with their peers. (PSED: MFB-30-50 months)</p> <p>British Values</p>	<p>PSED Focus- Chn to engage in play with each other. Opportunities for chn to engage in role-play indoors and outdoors. Santa's Grotto in role-play area.</p>  <p>EYES links- Chn to play in a small group, elaborating and extending play. Provide opportunities for chn to engage in role-play. (PSED: MR-30-50 months)</p>	<p>PSED Focus- Chn to discuss Christmas celebrations with their peers in a group. Watch videos https://www.bbc.co.uk/cbeebies/watch/lets-celebrate-christmas Discuss making Christmas cards. https://www.bbc.co.uk/cbeebies/watch/lets-celebrate-christmas How people celebrate Christmas?</p> <p>EYES links- Chn communicate freely about home and community. (PSED: SC&SA 30-50 months)</p>
<p>PD Focus- Chn to make marks using various mark-making tools. Encourage chn to use correct pincer grip. Provide finger gym activities to develop fine motor skills. Name writing introduced. Name practising during register time Make coconut Barfs (Indian Sweet)</p> <p>EYES Links-</p>	<p>PD Focus- This week focus on chn putting their coats on independently. Tell them "Put hood on your head and then put your arms in." Help chn with zippers.</p> <p>EYES Links- Beginning to be independent in self-care. (PD: HSC-22-36 months)</p>	<p>PD Focus- To throw and catch a large ball. Ensure children use two-hand under arm throw. For catching, show chn how to cup their hands.</p> <p>EYES Links- Can catch a large ball. (PD: MH-30-50 months)</p>	<p>PD Focus- To develop scissors skills. Chn to hold a pair of scissors correctly and cut paper. Provide left handed and mini easi-grip scissors. See enhancement plan for cutting skills activities.</p> <p>EYES Links- Uses one-handed tools and equipment.</p>	<p>PD Focus- Chn to independently wash and dry hands before snack time and after being to the toilet.</p> <p>EYES Links- Can usually managing washing and drying hands (PD: HSC-30-50 months)</p> <p>Baking cupcakes for Kipper's Birthday</p>	<p>PD Focus- To throw and catch a large ball. Ensure children use two-hand under arm throw. For catching, show chn how to cup their hands.</p> <p>EYES Links- Can catch a large ball. (PD: MH-30-50 months)</p>	<p>PD Focus- To develop scissors skills. Chn to hold a pair of scissors correctly and safely. Provide left handed and mini easi-grip scissors. See enhancement plan for cutting skills activities.</p> <p>EYES Links- Uses one-handed tools and equipment.</p>	<p>PD Focus- Chn dresses up with help. Encourage chn to put their coats own by themselves by putting the hood on their head and then sliding their arms in. Provide chn festive clothes to dress themselves.</p> <p>EYES Links- Dress up with help. (PD: HSC-30-50 months)</p>


Nursery – Early Years Foundation Stage Medium Term Planning 2019-2020

Phase Leader Mrs Panesar

<p>Show control in holding mark-making tools. (PD: MH-22-36 months)</p>			<p>(PD: MH-30-50 months)</p>			<p>(PD: MH-30-50 months)</p>	
<p><u>Literacy/Boxing Clever</u> <u>Focus</u> Text: Diwali (Non-fiction) Use Boxing Clever bags to learn about Diwali story. Use MTYT strategy to reinforce the language. Focus –name-writing <u>EYES Links</u> Repeat words or phrases from familiar stories. (Literacy:Reading-22-36 months)</p>	<p><u>Literacy/Boxing Clever</u> <u>Focus</u> Chn to engage in mark making activities. Provide large paper and various mark-making tools. Chn to draw pictures of fireworks. Focus –name-writing <u>EYES Links</u> To give meaning to marks as they draw and paint (Literacy: Writing -30-50 months)</p>	<p><u>Literacy/Boxing Clever</u> <u>Focus</u> Text: Bully Chn to join in with simple sentences and repeated refrain from the story. Use MTYT strategy to reinforce the language. Focus –name-writing <u>EYES Links</u> To join in repeated refrains and phrases in rhymes and stories (Literacy: Reading-30-50 months)</p>	<p><u>Literacy</u> <u>Focus</u> Text: Kipper's Birthday Chn to draw a picture of Kipper. Adults to scribe what chn might say about their picture. Chn to write party invitations. Focus on name-writing. <u>EYES Links</u> To give meaning to marks as they draw and paint (Literacy: Writing -30-50 months)</p>	<p><u>Literacy</u> <u>Focus</u> Text: Kipper's birthday Hook-Received a letter from Kipper. He needs chn's help to make fairy cakes for his party. Chn to find a recipe and make cakes for Kipper. Chn to listen to a story with increasing attention and recall. Chn joins in with repeated refrain. Use MTYT and actions to help chn remember simple sentences for Boxing Clever Write invitation cards for birthday party. Focus on name-writing. <u>EYES Links</u> Listen to a story with increasing attention and recall. (Lit: R -30-50 months months)</p>	<p><u>Literacy</u> <u>Focus</u> Text: Dear Santa Chn to join in with simple sentences and repeated refrains from the story. Use MTYT and actions to help chn remember simple sentences for Boxing Clever Focus on name-writing. <u>EYES Links</u> To join in repeated refrains and phrases in rhymes and stories (Literacy: Reading-30-50 months)</p>	<p><u>Literacy</u> <u>Focus</u> Text – Dear Santa Chn to engage in mark making activities. Provide large paper and various mark-making tools. Chn to write their wish list for Santa. Focus on name-writing. <u>EYES Links</u> To give meaning to marks as they draw and paint (Literacy: Writing -30-50 months)</p>	<p><u>Literacy</u> <u>Focus</u> Text – Christmas Story Chn to listen to a story with increasing attention and recall. Chn joins in with repeated refrain. Use MTYT and actions to help chn remember simple sentences Focus on name-writing. <u>EYES Links</u> Listen to a story with increasing attention and recall. (Lit: R -30-50 months months)</p>
<p><u>Maths</u> <u>Focus</u> Number story of numeral 1. Chn to understand the idea of quantity. Introduce them to number 1. Show different ways number 1 can be represented e.g. Numicon, one finger, one sweet etc. See the enhancement plan for detailed Maths activities. <u>EYES Links</u> Selects a small number of objects from a large group. Recite some numbers in order. (Maths:Numbers-22-36 months)</p>	<p><u>Maths</u> <u>Focus</u> Number story of numeral 2. Chn to understand the idea of quantity. Introduce them to number 2. Show different ways number 2 can be represented e.g. Numicon, two fingers, two sweets etc. See the enhancement plan for detailed Maths activities. <u>EYES Links</u> Selects a small number of objects from a large group. Recite some numbers in order. (Maths:Numbers-22-36 months)</p>	<p><u>Maths</u> <u>Focus</u> Number story of numeral 3. Chn to understand the idea of quantity. Introduce them to number 3. Show different ways number 2 can be represented e.g. Numicon, three fingers, three sweets etc. See the enhancement plan for detailed Maths activities. Maths activities on ipads. <u>EYES Links</u> Selects a small number of objects from a large group. Recite some numbers in order. (Maths:Numbers-22-36 months)</p>	<p><u>Maths</u> <u>Focus</u> Number story of numeral 4. Chn to understand the idea of quantity. See the enhancement plan for detailed Maths activities. Introduce them to number 4. Show different ways number 4 can be represented e.g. Numicon, four fingers, four sweets etc. Maths activities on ipads. <u>EYES Links</u> Selects a small number of objects from a large group. Recite some numbers in order. (Maths:Numbers-22-36 months)</p>	<p><u>Maths</u> <u>Focus</u> Number story of numeral 5. Chn to understand the idea of quantity. Introduce them to number 5. Show different ways number 5 can be represented e.g. Numicon, five fingers, five sweets etc. See the enhancement plan for detailed Maths activities. Maths activities on ipads. https://www.topmarks.co.uk/learning-to-count/teddy-numbers <u>EYES Links</u> Selects a small number of objects from a large group. Recite some numbers in order. (Maths:Numbers-22-36 months)</p>	<p><u>Maths</u> <u>Focus</u> Number story of numerals 1- 5. Chn to understand the idea of quantity. See the enhancement plan for detailed Maths activities. Maths activities on ipads. https://www.topmarks.co.uk/learning-to-count/teddy-numbers <u>EYES Links</u> Selects a small number of objects from a large group. Recite some numbers in order. (Maths:Numbers-22-36 months)</p>	<p><u>Maths</u> <u>Focus</u> Number story of numerals 1- 5. Chn to understand the idea of quantity. See the enhancement plan for detailed Maths activities. Maths activities on ipads. https://www.topmarks.co.uk/learning-to-count/teddy-numbers <u>EYES Links</u> Selects a small number of objects from a large group. Recite some numbers in order. (Maths:Numbers-22-36 months)</p>	<p><u>Maths</u> <u>Focus</u> To compare quantities. Focus on 'more'. . See enhancement plan daily Maths activities. <u>EYES Links</u> To be able to make comparisons between quantities. (Maths: Numbers-22-36 months)</p>

Nursery – Early Years Foundation Stage Medium Term Planning 2019-2020

Phase Leader Mrs Panesar

<p><u>UTW</u> <u>Focus</u> Diwali celebrations. Tasting Indian sweets. Diwali party at the end of the week. Invite staff/parents to talk to chn about Diwali Watch a video about celebrating Diwali. https://www.bbc.co.uk/cbeebies/watch/lets-celebrate-diwali</p> <p><u>EYES Links</u> Talk about significant event in their own experience and describe special events for family and friends. (UTW.PC-30-50 months) British Values</p>	<p><u>UTW</u> <u>Focus</u> Introduce bee-Bots. Chn to move bee-bot on a black paper like fireworks on a night sky.</p> <p><u>EYES Links</u> Seeks to acquire basic skills in turning on and operating some ICT equipment. (UTW: Technology -22-36 months)</p>	<p><u>UTW</u> <u>Focus</u> Explore various materials. Chn to look at natural objects. Take chn (group of 6) on a woodland walk to collect natural objects. Key language - like 'smooth', 'rough', 'hard' and 'soft'. Create paintings and patterns with natural objects. See enhancement plan for weekly activities.</p> <p><u>EYES Links</u> Can talk about things they have found such as natural and found objects. (UTW: TW: 30-50 months)</p>	<p><u>UTW</u> <u>Focus</u> Why do we celebrate birthdays? When is your birthday? What you might do on your birthday? Create a pictogram for class birthday.</p> <p><u>EYES Links</u> Talk about significant event in their own experience (UTW.PC-30-50 months) British Values</p>	<p><u>UTW</u> <u>Focus</u> Explore various materials. Chn to look at cake ingredients and discuss the texture. Key language - like 'smooth', 'rough', 'hard' and 'soft'.</p> <p><u>EYES Links</u> Can talk about things they have found such as natural and found objects. (UTW:TW: 30-50 months)</p>	<p><u>UTW</u> <u>Focus</u> Using iPads – chn play Maths games on iPad. https://www.topmarks.co.uk/Search.aspx?Subject=16&AgeGroup=1</p> <p><u>EYES Links</u> Seeks to acquire basic skills in turning on and operating some ICT equipment. (UTW:Technology-22-36 months)</p>	<p><u>UTW</u> <u>Focus</u> Explore freezing and melting. Key vocabulary-water, ice, melt, frozen, cold.</p> <p><u>EYES Links</u> Talk about why things happen and how things work. (UTW:TW: 30-50 months)</p>	<p><u>UTW</u> <u>Focus</u> Christmas activities – chn to talk about their experiences. Watch videos https://www.bbc.co.uk/cbeebies/watch/lets-celebrate-christmas Discuss making Christmas cards. https://www.bbc.co.uk/cbeebies/watch/lets-celebrate-christmas How people celebrate Christmas?</p> <p><u>EYES Links</u> Talk about significant event in their own experience and describe special events for family and friends. (UTW.PC-30-50 months) British Values</p>
<p><u>EAD</u> <u>Focus</u> Making Diwali cards. Make small divas and rangoli patterns using various materials – coloured rice and pasta, moulding clay.- See enhancement plan for other creative activities. Sing nursery rhymes everyday</p> <p><u>EYES Links</u> Experiment with blocks, colours and marks. (EAD.EUMM-22-36 months)</p>	<p><u>EAD</u> <u>Focus</u> Black paper and coloured chalk to create firework pictures. Scribe what chn say. See enhancement plans for creative activities. Sing nursery rhymes everyday</p> <p><u>EYES Links</u> Beginning to use representations to communicate. (EAD.BI-22-36 months)</p>	<p><u>EAD</u> <u>Focus</u> Offer a story stimulus: Someone has left a big teddy in nursery with a message. Question: How can we look after him? Chn can create a bed for Ted, build a house using available Resources.</p> <p>See enhancement plans for creative activities. Sing nursery rhymes everyday</p> <p><u>EYES Links</u> Use available resources to create props for role-play. (EAD.BI- 30-50 months)</p>	<p><u>EAD</u> <u>Focus</u> Experimenting with primary colours. Marble painting. Concentric circles</p> <p>Sing nursery rhymes everyday</p> <p><u>EYES Links</u> To be able to experiment with blocks, colours and marks. (EAD.EUMM- 22-36 months)</p>	<p><u>EAD</u> <u>Focus</u> Chn to explore different materials and texture. Provide chn cake ingredients (flour and sugar) to explore. What happens if you mix water with flour or sugar? Sing nursery rhymes everyday</p> <p><u>EYES Links</u> Beginning to be interested in and describing the texture of various materials. (EAD.EUMM- 30-50 months)</p>	<p><u>EAD</u> <u>Focus</u> Chn to engage in role-play. Set up Santa's Grotto in the role-play area. Encourage chn to write a letter to Santa.</p> <p>Sing nursery rhymes everyday.</p> <p><u>EYES Links</u> Chn engage in role-play based on their first hand experiences. (EAD.BI- 30-50 months)</p>	<p><u>EAD</u> <u>Focus</u> Chn to learn seasonal songs and sing them with musical instruments. For instance, https://www.youtube.com/watch?v=vrfCD9wiLUE https://www.youtube.com/watch?v=zDuK4Ry-7wA</p> <p>Sing nursery rhymes everyday</p> <p><u>EYES Links</u> Sings a few familiar songs. (EAD.EUMM - 30-50 months)</p>	<p><u>EAD</u> <u>Focus</u> Create Christmas cards using potato printing.</p>  <p>See enhancement plan for other creative activities. Sing nursery rhymes everyday</p> <p><u>EYES Links</u> Experiment with colour, blocks and marks (EAD.EUMM- 22-36 months)</p>
<p><u>RWInc</u> <u>Focus</u> Developing listening skills through circle games. Play various listening games to develop listening and attention skills. For example, sound discrimination games, musical shakers etc.</p> <p>Introduce chn to oral blending. Sing nursery rhymes to make</p>	<p><u>RWInc</u> <u>Focus</u> Developing listening skills through circle games. Play various listening games to develop listening and attention skills. For example, sound discrimination games, musical shakers etc.</p> <p>Introduce chn to oral blending. Sing nursery rhymes to make</p>	<p><u>RWInc</u> <u>Focus</u> Developing listening skills through circle games. Play various listening games to develop listening and attention skills. For example, sound discrimination games, musical shakers etc.</p> <p>Introduce chn to oral blending. Sing nursery rhymes to make them familiar with rhyming words.</p>	<p><u>RWInc</u> <u>Focus</u> Developing listening skills through circle games. Play various listening games to develop listening and attention skills. For example, sound discrimination games, musical shakers etc.</p> <p>Introduce chn to oral blending. Sing nursery rhymes to make</p>	<p><u>RWInc</u> <u>Focus</u> Developing listening skills through circle games. Play various listening games to develop listening and attention skills. For example, sound discrimination games, musical shakers etc.</p> <p>Introduce chn to oral blending. Sing nursery rhymes to make them familiar with rhyming</p>	<p><u>RWInc</u> <u>Focus</u> Developing listening skills through circle games. Play various listening games to develop listening and attention skills. For example, sound discrimination games, musical shakers etc.</p> <p>Introduce chn to oral blending. Sing nursery rhymes to make them familiar with rhyming words.</p>	<p><u>RWInc</u> <u>Focus</u> Developing listening skills through circle games. Play various listening games to develop listening and attention skills. For example, sound discrimination games, musical shakers etc.</p> <p>Introduce chn to oral blending. Sing nursery rhymes to make them familiar with rhyming</p>	<p><u>RWInc</u> <u>Focus</u> Developing listening skills through circle games. Play various listening games to develop listening and attention skills. For example, sound discrimination games, musical shakers etc.</p> <p>Introduce chn to oral blending. Sing nursery rhymes to make them familiar with rhyming words.</p>

Nursery – Early Years Foundation Stage Medium Term Planning 2019-2020

Phase Leader Mrs Panesar

them familiar with rhyming words.	them familiar with rhyming words.		them familiar with rhyming words.	words.		words.	
-----------------------------------	-----------------------------------	--	-----------------------------------	--------	--	--------	--

Spring 1
 Topic- Chinese new year and healthy eating
 CL- Learn names of farm animals and fruits. Use of complex sentences (because, and), Use topic related vocabulary, P4-C activities, Plan, Do, Review, Introduce time-connectives (first, last)
 PSED- Managing feeling, Rules, asking questions through P4-C
 PD- Finger gym activities, pencil grip, multi-skills activities and self-help.
 Maths-Comparing quantities, Recognising 2D shapes, Matching numerals with quantities (1-5), Capacity and Mass, Positional language
 Literacy- The Three Little pigs, The Gingerbread Man and Little Red Riding Hood
 UTW – Healthy eating, Policeman visit explaining safety, Stranger Danger
 EAD- Nursery rhymes, Making patterns, junk modelling, printing

Week 1	Week 2	Week 3	Week 4	Week 5	Week 6	Week 7
<p>CL (Boxing Clever & P4-C) Focus- Text: The Gingerbread Man Chn to understand and answer 'why' questions.</p> <p>In P4-C, HA chn to use 'because' to give reason for their choice.</p> <p>Introduce Plan, Do, Review</p> <p>EYES links – Beginning to understand 'how' and 'why' questions. (CL:U-30-50 months)</p>	<p>CL (Boxing Clever & P4-C) Focus- Text: The Gingerbread Man Chn to use complex sentences during Boxing Clever and P4-C. Adults to model.</p> <p>Plan, Do, Review</p> <p>In P4-C, HA chn to use 'because' to give reason for their choice.</p> <p>EYES links – Use more complex sentences to link thoughts (because, and) (CL: S – 30-50 months)</p>	<p>CL (Boxing Clever & P4-C) Focus- Text: Chinese New year Chn to listen to each other during carpet sessions. Use a toy to encourage taking turns and listening to each other. Learn key vocabulary related to Chinese New Year. Use Boxing Clever to learn about Chinese New Year story.</p> <p>In P4-C, HA chn to use 'because' to give reason for their choice.</p> <p>Plan, Do, Review</p> <p>EYES link – Listen to others in a small group (CL:LA-30-50 months)</p> <p style="text-align: center;">British Values</p>	<p>CL (Boxing Clever & P4-C) Focus- Text: Goldilocks and the three bears Hook: Baby Bear comes to nursery crying. Chn to ask questions to find out what exactly happened.</p> <p>In P4-C, HA chn to use 'because' to give reason for their choice.</p> <p>Plan, Do, Review</p> <p>EYES links – Asking variety of questions. (CL:Speaking-22-36 months)</p> <p style="text-align: center;">British Values</p>	<p>CL (Boxing Clever & P4-C) Focus- Text: Goldilocks and the three bears. Chn to order events in a story. Use 'first', 'next' and 'last' to order events in a story.</p> <p>In P4-C, HA chn to use 'because' to give reason for their choice.</p> <p>Plan, Do, Review</p> <p>EYES links – Can retell a simple past event in correct order. (CL: S – 30-50 months)</p>	<p>CL (Boxing Clever & P4-C) Focus- Stranger Danger Chn to discuss what stranger danger means. Show them a video as a prompt for discussion https://www.youtube.com/watch?v=H95m0v2sIMY</p> <p>In P4-C, HA chn to use 'because' to give reason for their choice.</p> <p>Plan, Do, Review</p> <p>EYES link – Listen to others in a small group (CL:LA-30-50 months)</p>	<p>CL (Boxing Clever & P4-C) Focus- Text: Little Red Riding Hood Chn to understand and answer 'why' questions. In P4-C, HA chn to use 'because' to give reason for their choice.</p> <p>Plan, Do, Review</p> <p>In P4-C, HA chn to use 'because' to give reason for their choice.</p> <p>EYES links – Beginning to understand 'how' and 'why' questions. (CL:U-30-50 months)</p>
<p>PSED Focus- Talking about feelings during Boxing Clever. Relate it to the characters in the story. What makes you happy/sad/excited/angry/scared?</p>	<p>PSED Focus- Give chn responsibility of carrying out a task. Choose two helpers each day to help with little jobs.</p> <p>EYES links- Enjoys responsibility</p>	<p>PSED Focus- Engaging in role-play with peers. Role-play area: Home corner with Chinese artefacts.</p> <p>EYES links- Initiates play, offering cues to peers to join them.</p>	<p>PSED Focus- Chn to be aware of their feelings. Relate their feeling to the characters in the story.</p> <p>EYES links- Aware of their own feelings (PSED: MFB-30-50)</p>	<p>PSED Give chn responsibility of carrying out a task.</p> <p>EYES links- Enjoys responsibility of carrying out small tasks. (PSED: SC&SA-30-50 months)</p>	<p>PSED Chn to initiate play. Provide opportunities for chn to engage in imaginative role-play. Home corner is Grandma's cottage.</p> <p>EYES links- Initiates play, offering cues to peers to join them. (PSED: MR-30-50 months)</p>	<p>PSED Focus- Chn to be aware of their feelings. Relate their feeling to the characters in the story.</p> <p>EYES links- Aware of their own feelings (PSED: MFB-30-50)</p>

Nursery – Early Years Foundation Stage Medium Term Planning 2019-2020

Phase Leader Mrs Panesar

<p>EYES Links- Aware of their own feelings (PSED: MFB-30-50 months)</p>	<p>of carrying out small tasks. (PSED: SC&SA-30-50 months)</p>	<p>(PSED: MR-30-50 months)</p>	<p>months)</p>			<p>months)</p>	
<p>PD Focus- To throw and catch a large ball. Ensure children use two-hand under arm throw. For catching, show chn how to cup their hands.</p> <p>EYES Links- Can catch a large ball. (PD: MH-30-50 months months)</p>	<p>PD Focus- Chn to move around freely and with confidence- jumping, running, crawling, sliding, rolling.</p> <p>EYES Links- Moves freely and with pleasure and confidence in different ways. (PD: MH-30-50 months)</p> <p>Baking GBM cookies</p> <p>British Values</p>	<p>PD Focus- To develop scissors skills. Chn to hold a pair of scissors correctly and safely. Provide left handed and mini easi-grip scissors. See weekly planning for various cutting activities.</p> <p>EYES Links- Uses one-handed tools and equipment.</p> <p>(PD: MH-30-50 months)</p> <p>Tasting Chinese food</p>	<p>PD Focus- Chn dresses up with help. Encourage chn to put their coats own by themselves by putting the hood on their head and then sliding their arms in.</p> <p>EYES Links- Dress up with help. (PD: HSC-30-50 months)</p>	<p>PD Focus- To develop scissors skills. Chn to hold a pair of scissors correctly and safely. Provide left handed and mini easi-grip scissors.</p> <p>EYES Links- Uses one-handed tools and equipment.</p> <p>(PD: MH-30-50 months)</p> <p>Cooking and tasting porridge</p>	<p>PD Focus To move confidently and in different ways- jumping, running, crawling, sliding, rolling</p> <p>EYES Links To move freely and with pleasure and confidence in a range of different ways.</p> <p>(PD:MH-30-50 months)</p> <p>British Values</p>	<p>PD Focus Chn to independently wash and dry hands before snack time and after being to the toilet.</p> <p>EYES Links- Can usually managing washing and drying hands (PD: HSC-30-50 months)</p> <p>Healthy eating Café – tasting smoothies and fruit kebabs</p>	
<p>Literacy Focus Text: The Gingerbread Man Hook: Home corner is an old lady's house. There is a mess and a caution tape. Chn to be aware of how stories are structured. Use story language. Keep sentences short, so chn can remember them easily. EYES Links Beginning to be aware of the way stories are structured. (Literacy: Writing -30-50 months)</p>	<p>Literacy/Boxing Clever Focus Text: The Gingerbread Man Chn to engage in mark making activities. Provide large paper and various mark-making tools. Chn can draw pictures of the GBM. Focus on name-writing. Work on letter formation and number formation. Scribe what children say</p> <p>EYES Links To give meaning to marks as they draw and paint (Literacy: Writing -30-50 months)</p>	<p>Literacy/Boxing Clever Focus Text: Chinese New Year https://www.youtube.com/watch?v=eVClA18q_IY Use Boxing Clever bags to tell the Chinese New story. Chn to join in with simple sentences from the story. Use MTYT strategy to reinforce the language.</p> <p>EYES Links To join in repeated refrains and phrases in rhymes and stories (Literacy: Reading- 30-50 months)</p> <p>Non-Fiction Chinese New Year</p>	<p>Literacy Focus Text: Goldilocks and the three bears. Chn to engage in mark making activities. Provide large paper and various mark-making tools. Focus on name-writing and letter formation.</p> <p>EYES Links To give meaning to marks as they draw and paint (Literacy: Writing -30-50 months)</p>	<p>Literacy Focus Text: Goldilocks and the three Bears Hook: Chn receive a letter from Goldilocks. She wants to apologise to the three bears by cooking porridge for them. Question: How to make porridge? Chn needs to find a recipe for porridge. Chn to listen to a story with increasing attention and recall. Chn joins in with retelling a story using simple sentences and actions.</p> <p>EYES Links Listen to a story with increasing attention and recall. (Lit: R -30-50 months months)</p>	<p>Literacy Focus Text: Little Red riding Hood Hook: Somebody has left a basket full of food and a red hood. Chn to discuss who might have left the basket.</p> <p>Chn to create a poster for found basket. Whose basket is it?</p> <p>EYES Links To give meaning to marks as they draw and paint (Literacy: Writing -30-50 months)</p>	<p>Literacy Focus Text – Little Red riding hood Chn to join in with repeated refrain from the story. Use MTYT strategy to reinforce the language.</p> <p>EYES Links To join in repeated refrains and phrases in rhymes and stories (Literacy: Reading-30-50 months)</p>	
<p>Maths Focus To compare quantities. HA-More/Same MA-More Capacity/Mass activities to be planned as required. See enhancement plans for Maths activities.</p> <p>EYES Links</p>	<p>Maths Focus Recognising repeated pattern in picture. Chn to copy simple repeated patterns from pattern cards. Create repeated patterns using potato printing etc. See enhancement plans for Maths activities.</p> <p>EYES Links</p>	<p>Maths Focus Select a small number of objects from a large group. Games on the iPad. https://www.topmarks.co.uk/mathsgames/3-5-years/counting See enhancement plans for Maths activities.</p>	<p>Maths Focus Using language of size – big, medium size and small. Sorting objects/2d shapes according to their size. See enhancement plans for Maths activities. Capacity/Mass activities to be planned as required. Vocabulary: Capacity – full and empty</p>	<p>Maths Focus Count up to 10 in order. Provide chn activities involving counting objects. See enhancement plans for Maths activities.</p> <p>Capacity/Mass activities to be planned as required. Vocabulary:</p>	<p>Maths Focus: Identify shapes (square, triangle, circle and rectangle). Make pictures with shapes. See enhancement plans for Maths activities.</p> <p>EYES Links Play with shapes and create arrangements with objects/ (Maths: SSM-30-50 months)</p>	<p>Maths Focus To compare quantities. Focus on 'more' and 'same' HA-More/Same MA-More See enhancement plans for Maths activities.</p> <p>Capacity/Mass activities to be planned as required.</p>	

Nursery – Early Years Foundation Stage Medium Term Planning 2019-2020

Phase Leader Mrs Panesar

Spring 2						
<p>Topic: People who help us, Dinosaur, Easter</p> <p>CL-Learn names of common vegetables and animals, Positional language, Listening and attention, Using complex sentences (because, and), topic related vocabulary and time-connectives (first, next, last) Questioning why things happen</p> <p>PSED - Managing feeling, Rules, Developing relationships with peers</p> <p>PD- Finger gym activities, pencil grip, multi-skills activities and self-help.</p> <p>Maths- Using 2D shapes to create pictures, Positional Language and matching numerals with quantities (1-5)</p> <p>Literacy- Supertato, Frozen, If I had a dinosaur.....</p> <p>UTW-Visits by people who help us, Floating and sinking, Using technology</p> <p>EAD- Nursery rhymes, Creative, colour mixing</p> <p>DCPro- Spring Assessments</p>						
Week 1	Week 2	Week 3	Week 4	Week 5	Week 6	
<p>CL (Boxing Clever & Pt+C)</p> <p>Focus- Text: Supertato</p> <p>Hook: Show chn strawberry jelly with peas in it. Discuss: how they got into the jelly. Encourage chn to use complex sentences (and, because)</p> <p>In Pt+C, HA chn to use 'because' to give reason for their choice.</p> <p>Introduce Plan, Do, Review</p> <p>EYES links – Explain what is happening and anticipate what might happen next. (CL Speaking-30-50 months)</p>	<p>CL (Boxing Clever & Pt+C)</p> <p>Focus- Text: Supertato</p> <p>Chn to use complex sentences during Boxing Clever and Pt+C. Adults to model.</p> <p>In Pt+C, HA chn to use 'because' to give reason for their choice.</p> <p>Introduce Plan, Do, Review</p> <p>EYES links – Use more complex sentences to link thoughts (because, and) (Cl: S – 30-50 months)</p>	<p>CL (Boxing Clever & Pt+C)</p> <p>Focus- Text: Frozen</p> <p>Hook: Tiny princess and prince figures are trapped in ice. How can we get them out?</p> <p>In Pt+C, HA chn to use 'because' to give reason for their choice.</p> <p>Introduce Plan, Do, Review</p> <p>EYES links – Questions why things happen and give explanations. (CL Speaking-22-36 months)</p>	<p>CL (Boxing Clever & Pt+C)</p> <p>Focus- Text: Frozen</p> <p>Chn to listen to each other during carpet sessions. Use a toy to encourage taking turns and listening to each other.</p> <p>In Pt+C, HA chn to use 'because' to give reason for their choice.</p> <p>Introduce Plan, Do, Review</p> <p>EYES link – I listen to others in a small group (CL LA-30-50 months)</p>	<p>CL (Boxing Clever & Pt+C)</p> <p>Focus- Text: If I had a dinosaur..</p> <p>Hook: A large egg is found in school playground. Discuss: What is it? Whose egg is it?</p> <p>In Pt+C, HA chn to use 'because' to give reason for their choice.</p> <p>Introduce Plan, Do, Review</p> <p>EYES links – Use talk to connect ideas and anticipate what might happen next. (Cl: S – 30-50 months)</p>	<p>CL (Boxing Clever & Pt+C)</p> <p>Focus- Use boxing clever to teach Easter story. Use complex sentences (and, because)</p> <p>In Pt+C, HA chn to use 'because' to give reason for their choice.</p> <p>Introduce Plan, Do, Review</p> <p>EYES link – Use complex sentences to link thoughts. (CL LA-30-50 months)</p>	
<p>PSED</p> <p>Focus- Talking about feelings. Relate it to the characters in the story. What makes you happy/sad/excited/angry/scared?</p> <p>EYES links- Aware of their own feelings (PSED: MFB-30-50 months)</p>	<p>PSED</p> <p>Focus- Give chn responsibility of carrying out a task. Choose two helpers each day to help with little jobs around nursery. Give chn encouragement and praise.</p> <p>EYES links- Enjoys responsibility of carrying out small tasks. (PSED: SC&SA-30-50 months)</p> <p>British Values</p>	<p>PSED</p> <p>Focus- Engaging in role-play with peers. Role-play area: Frozen themed.</p>  <p>EYES links- Initiates play, offering cues to peers to join them. (PSED: MR-30-50 months)</p>	<p>PSED</p> <p>Focus- Chn to be aware of their feelings. Relate their feeling to the characters in the story.</p> <p>EYES links- Aware of their own feelings (PSED: MFB-30-50 months)</p>	<p>PSED</p> <p>Chn to initiate play. Provide opportunities for chn to engage in imaginative role-play. Role-play area to be turned into Dinosaur land</p>  <p>EYES links- Initiates play, offering cues to peers to join them. (PSED: MR-30-50 months)</p>	<p>PSED</p> <p>Give chn responsibility of carrying out a task. Choose two helpers each day to help with little jobs around nursery. Give chn encouragement and praise.</p> <p>EYES links- Enjoys responsibility of carrying out small tasks. (PSED: SC&SA-30-50 months)</p> <p>British Values</p>	





Nursery – Early Years Foundation Stage Medium Term Planning 2019-2020

Phase Leader Mrs Panesar

<p><u>PD</u> <u>Focus-</u> Independence in self-caring. Chn to go to the toilet and wear coats independently. May require support with a coat zipper.</p> <p><u>EYES Links-</u> Can attend to toileting needs on his/her own Dresses with help, e.g. can pull up zipper once fastened at the bottom. (PD: HSC-30-50 months months)</p>	<p><u>PD</u> <u>Focus-</u> Chn to move around freely and with confidence- jumping, hopping, running, skipping, slithering, crawling, sliding, rolling and shuffling.</p> <p><u>EYES Links-</u> Run skilfully, negotiating space and adjusting speed or direction to avoid obstacles. (PD: MH-30-50 months months)</p>	<p><u>PD</u> <u>Focus-</u> Catching and Throwing skills. Use large balls and beanbags. Ensure children use two-hand under arm throw. For catching, show chn how to cup their hands.</p> <p><u>EYES Links-</u> Can catch a large balls (PD: MH-30-50 months)</p>	<p><u>PD</u> <u>Focus-</u> To develop scissors skills. Chn to hold a pair of scissors correctly and cut paper. Provide left handed and mini easi-grip scissors. See for various cutting activities.</p> <p><u>EYES Links-</u> Uses one-handed tools and equipment. (PD: MH-30-50 months)</p>	<p><u>PD</u> <u>Focus-</u> Chn to move around freely and with confidence- jumping, hopping, running, skipping, slithering, crawling, sliding, rolling and shuffling.</p> <p><u>EYES Links-</u> Run skilfully, negotiating space and adjusting speed or direction to avoid obstacles. (PD: MH-30-50 months months)</p>	<p><u>PD</u> <u>Focus</u> Catching and Throwing skills. Use large balls and beanbags. Practice skills. Ensure children use two-hand under arm throw. For catching, show chn how to cup their hands.</p> <p><u>EYES Links-</u> Can catch a large balls (PD: MH-30-50 months)</p>	
<p><u>Literacy</u> <u>Focus</u> Text: Supertato Hook: Peas in Jelly (as above) Chn to be aware of how stories are structured. Use story language. Keep sentences short, so chn can remember them easily.</p> <p><u>EYES Links</u> Beginning to be aware of the way stories are structured. (Literacy: Writing -30-50 months)</p>	<p><u>Literacy/Boxing Clever</u> <u>Focus</u> Text: Supertato Chn to design their own superhero and give him/her a super power. Focus on name-writing. Work on letter formation and number formation. Scribe what children might say about their picture.</p> <p><u>EYES Links</u> To give meaning to marks as they draw and paint (Literacy: Writing -30-50 months)</p>	<p><u>Literacy/Boxing Clever</u> <u>Focus</u> Text: Frozen Hook: Tiny princess and prince figures are trapped in ice. How can we get them out?</p> <p>Use Boxing Clever bags to tell the story. Chn to join in with simple sentences from the story. Use MTYT strategy to reinforce the language.</p> <p><u>EYES Links</u> To join in repeated refrains and phrases in rhymes and stories (Literacy: Reading- 30-50 months)</p>	<p><u>Literacy</u> <u>Focus</u> Text: Frozen Chn to engage in mark making activities. Provide large paper, Frozen themed writing frame and various mark-making tools. Scribe what children say about their pictures. Focus on name-writing and letter formation.</p> <p><u>EYES Links</u> To give meaning to marks as they draw and paint (Literacy: Writing -30-50 months)</p>	<p><u>Literacy</u> <u>Focus</u> Text: If I had a dinosaur... Hook: A large egg is found in school playground. Discuss: What is it? Whose egg is it? Scribe their ideas.</p> <p><u>EYES Links</u> Describe main story setting, events and principal characters. (Lit: R -30-50 months months)</p>	<p><u>Literacy</u> <u>Focus</u> Text: If I had a dinosaur..... Chn to draw a picture of a pet they would like to have. Scribe what children say. Focus on name-writing. Work on letter formation and number formation.</p> <p><u>EYES Links</u> To give meaning to marks as they draw and paint (Literacy: Writing -30-50 months)</p>	


Nursery – Early Years Foundation Stage Medium Term Planning 2019-2020

Phase Leader Mrs Panesar

<p>Maths Focus Creating pictures with 2D shapes. See weekly planning for Maths activity.</p> <p>EYFS Links Use shapes appropriately for tasks. (Maths: SSM-30-50 months)</p>	<p>Maths Focus Matching numerals with quantities. See weekly planning for maths activities. Maths activities on ipads. https://www.topmarks.co.uk/learning-to-count/ladybird-spots</p> <p>EYFS Links Select a small number of objects from a large group when asked. (Maths: Numbers-22-36 months)</p>	<p>Maths Focus Use positional language (in, on, under, behind) Go on a 2D shape hunt. Bee-bots and map to develop positional and directional language.</p> <p>EYFS Links Use positional language (Maths: SSM-30-50 months)</p>	<p>Maths Focus Creating pictures with 2d shapes. See weekly planning for Maths activity.</p> <p>EYFS Links Use shapes appropriately for tasks. (Maths: SSM-30-50 months)</p>	<p>Maths Focus Matching numerals with quantities See weekly planning for maths activities. Maths activities on ipads. https://www.topmarks.co.uk/maths-games/3-5-years/counting https://www.topmarks.co.uk/learning-to-count/ladybird-spots</p> <p>EYFS Links Select a small number of objects from a large group when asked. (Maths: Numbers-22-36 months)</p>	<p>Maths Focus: Use positional language (in, on and under, behind) Go on a 2D shape hunt. Bee-bots and map to develop positional and directional language.</p> <p>EYFS Links Use positional language (Maths: SSM-30-50 months)</p>	
<p>UTW Focus Commenting and asking questions about their familiar environment. Go for a walk in the big playground (KSI). Talk about what they can see and hear. Encourage them to ask questions. Chn take photos of their environment.</p> <p>EYFS Links Comment and ask questions about aspects of their familiar environment. (UTW:TW-30-50 months months)</p>	<p>UTW Focus People who help us Invite Firefighters Joy (Chef in the canteen) Mr. Choudary (caretaker)</p> <p>EYFS Links Shows interest in different occupations and ways of life. (UTW:TW-30-50 months)</p> <p>Non-Fiction People who help us</p>	<p>UTW Focus Bee-bots to develop directional and positional language. Encourage chn to use bee-bots independently.</p> <p>EYFS Links Turning on and operating simple ICT equipment. (UTW:PC-30-50 months)</p> <p>UTW Focus (Non-fiction) Chn to learn about Mother's Day celebrations in different countries. EYFS Links Talks about significant events in their experience (UTW:PC-30-50 months months)</p>	<p>UTW Focus Floating and sinking Conduct an experiment with chn in small groups. Key vocabulary - float, sink, heavy and light.</p> <p>EYFS Links Talk about why things happen and how things work. (UTW:TW-30-50 months)</p> <p>Non-Fiction Floating and sinking</p>	<p>UTW Focus Where does dinosaur come from? Dinosaur land for chn to explore. Dinosaur books for chn to look at.</p> <p>EYFS Links Can talk about some of the things they have observed such as animals. (UTW:TW-30-50 months)</p> <p>Non-Fiction Dinosaur books</p>	<p>UTW Focus: Use a video to introduce Easter celebrations https://www.bbc.co.uk/cbeebies/watch/lets-celebrate-easter</p> <p>Go for Easter egg hunt.</p> <p>EYFS Links Talk about significant event in their own experience and describe special events for family and friends. (UTW:PC-30-50 months) British Values</p>	
<p>EAD Focus Create superheroes using different vegetables.</p>  <p>See enhancement plan for other creative activities.</p> <p>Sing nursery rhymes on daily basis.</p> <p>EYFS Links Capture experiences and responses using different medias. (EAD:EUMM- 30-50 months)</p>	<p>EAD Focus To engage in pretend play. Provide opportunities for children to engage in pretend play with their peers. Role-play area is turned into Superheroes headquarters.</p>  <p>Sing nursery rhymes on daily basis.</p> <p>EYFS Links Engaging in pretend play based on first hand experiences (EAD:BI- 30-50 months)</p>	<p>EAD Focus Create frozen blow painting. See enhancement plan for other creative activities.</p>  <p>Sing nursery rhymes on daily basis.</p> <p>EYFS Links Capture experiences and responses using different</p>	<p>EAD Focus Experiment with primary colours. Provide different activities colour mixing activities for chn to explore. See enhancement plan for other creative activities.</p> <p>Sing nursery rhymes on daily basis.</p> <p>EYFS Links Explore colour and how colours can be changed. (EAD:EUMM- 30-50 months)</p>	<p>EAD Focus Creating dinosaurs with 2D shapes. See enhancement plan for other creative activities.</p>  <p>See enhancement plan for other creative activities. Sing nursery rhymes on daily basis.</p> <p>EYFS Links Capture experiences and responses using different medias. (EAD:EUMM- 30-50 months)</p>	<p>EAD Focus Experiment with primary colours. Provide different activities colour mixing activities for chn to explore.</p> <p>Sing nursery rhymes on daily basis.</p> <p>EYFS Links Explore colour and how colours can be changed. (EAD:EUMM- 30-50 months)</p>	

Nursery – Early Years Foundation Stage Medium Term Planning 2019-2020

Phase Leader Mrs Panesar

		<p>medias (EAD.EUMM- 30-50 months)</p> <p>EAD Focus Creating Mother's Day card.</p>  <p>See enhancement plan for weekly creative activities EYES Links Capture experiences and responses with range of media (EAD.BI- 30-50 months)</p>				
RWInc Focus on Fred talk. Teach chn to blend. Singing nursery rhymes and songs to make chn familiar with rhyming words.	RWInc Focus on Fred talk. Teach chn to blend. Singing nursery rhymes and songs to make chn familiar with rhyming words.	RWInc Focus on Fred talk. Teach chn to blend. Singing nursery rhymes and songs to make chn familiar with rhyming words.	RWInc Focus on Fred talk. Teach chn to blend. Singing nursery rhymes and songs to make chn familiar with rhyming words.	RWInc Focus on Fred talk. Teach chn to blend. Singing nursery rhymes and songs to make chn familiar with rhyming words.	RWInc Focus on Fred talk. Teach chn to blend. Singing nursery rhymes and songs to make chn familiar with rhyming words.	

Summer 1
Topic- Growing

CL –learn names of common minibeasts, Listening and attention, Using complex sentences (because, and), topic related vocabulary and time-connectives (first, next, last), Pt+C activities, Plan, Do, Review.
PSED – Sharing and taking turns, independence.

PD- Finger gym activities, pencil grip, Large apparatus and self-help.
Maths – Matching numbers (1-10) with quantities, Naming 2D shapes, repeated pattern
Literacy - Hungry Caterpillar, Jasper's Beanstalk
UTW- Life cycle of a plant and life cycle of a butterfly
EAD- Nursery Rhymes, Junk Modelling, Selecting resources, Painting

Week 1	Week 2	Week 3	Week 4				
<p>CL (Boxing Clever & Pt+C) Focus- Text: Jasper's Beanstalk Hook: A sack is left with some runner beans seeds in it. Discuss: What are they? What can we do with them? Who left them in nursery? Encourage chn to use complex sentences (and, because)</p> <p>Pt+C activities Plan, Do, Review</p>	<p>CL (Boxing Clever & Pt+C) Focus- 'How' and 'why' questions. Chn to answer questions using complex sentences (and, because)</p> <p>Pt+C activities Plan, Do, Review</p> <p>EYES.links – Understand 'why' and 'how' questions (Cl: S – 30-50 months)</p>	<p>CL (Boxing Clever & Pt+C) Focus- Text: The very hungry caterpillar Hook: Show chn live caterpillars and discuss. What they are. Chn to listen to each other during carpet sessions.</p> <p>Pt+C activities Plan, Do, Review</p> <p>EYES.link= Use talk to</p>	<p>CL (Boxing Clever & Pt+C) Focus- Text: The very hungry caterpillar How' and 'why' questions. Chn to answer questions using complex sentences (and, because)</p> <p>Pt+C activities Plan, Do, Review</p> <p>EYES.links – Understand 'why' and 'how' questions (Cl: S – 30-50 months)</p>				




Nursery – Early Years Foundation Stage Medium Term Planning 2019-2020

Phase Leader Mrs Panesar

<p>EYES links – Use talk to connect ideas, explain what is happening, and anticipate what might happen next. (CL: Speaking-30-50 months)</p>		<p>connect ideas, explain what is happening, and anticipate what might happen next. (CL: Speaking-30-50 months)</p>					
<p>PSED Focus- Sharing and taking turns. Use of Achievosaurus – who has been Shareonyx. EYES links- Aware of their own feelings (PSED: MFB-30-50 months) British Values</p>	<p>PSED Focus- Give chn responsibility of carrying out a task. Choose two helpers each day to help with little jobs. EYES links- Enjoys responsibility of carrying out small tasks. (PSED: SC&SA-30-50 months) British Values</p>	<p>PSED Focus- Chn playing in a group, extending and elaborating play ideas. Role-play area: Home corner with Chinese artefacts. EYES links- Playing in a group, extending and elaborating play ideas. (PSED: MR-30-50 months)</p>	<p>PSED Focus Sharing and taking turns. Use of Achievosaurus – who has been Shareonyx. EYES links- Aware of their own feelings (PSED: MFB-30-50 months) British Values</p>				
<p>PD Focus- Use of nursery large apparatus. Encourage chn to be safe. EYES Links- Mounts stairs, steps or climbing equipment using alternate feet. (PD: MH-30-50 months months) British values</p>	<p>PD Focus- Catching and Throwing skills. Use large balls and beanbags. EYES Links- Can catch a large balls (PD: MH-30-50 months)</p>	<p>PD Focus- Create obstacle course with hoops, balancing bar etc. EYES Links- Run skilfully, negotiating space and adjusting speed or direction to avoid obstacles. (PD: MH-30-50 months months) British values</p>	<p>PD Focus- Use of nursery large apparatus. Encourage chn to be safe. EYES Links- Mounts stairs, steps or climbing equipment using alternate feet. (PD: MH-30-50 months months)</p>				
<p>Literacy Focus Text: Jasper’s Beanstalk Hook: Same as above Chn to be aware of how stories are structured. Use story language. Keep sentences short, so chn can remember them easily. EYES Links To be aware of the way stories are structured. (Literacy: Writing -30-50 months)</p>	<p>Literacy/Boxing Clever Focus Text: Jasper’s Beanstalk Chn to draw a life cycle of a plant. Scribe what children say about their picture. Focus on name-writing. Work on letter formation and number formation. EYES Links To give meaning to marks as they draw and paint (Literacy: Writing -30-50 months)</p>	<p>Literacy/Boxing Clever Focus Text: The Very hungry caterpillar Use Boxing Clever bags to tell the story. Chn to join in with simple sentences from the story. Use MTYT strategy to reinforce the language. EYES Links To join in repeated refrains and phrases in rhymes and stories (Literacy: Reading-30-50 months)</p>	<p>Literacy Focus Text: The very hungry caterpillar Chn to engage in mark making activities. Provide large paper, TVHC writing template and various mark-making tools. Focus on name-writing and letter formation. EYES Links To give meaning to marks as they draw and paint (Literacy: Writing -30-50 months)</p>				
<p>Maths Focus Creating repeated patterns using 2D shapes and other objects. See weekly planning for Maths activity. EYES Links</p>	<p>Maths Focus Matching numerals with quantities. See weekly planning for maths activities. Use iPads to play matching games. https://www.topmarks.co.uk</p>	<p>Maths Focus Creating pictures with 2d shapes. See weekly planning for Maths activity. EYES Links Use shapes appropriately for</p>	<p>Maths Focus Matching numerals with quantities. See weekly planning for maths activities. Use iPads to play matching games. https://www.topmarks.co.uk/learning-to-count/gingerbread-man-</p>				

Nursery – Early Years Foundation Stage Medium Term Planning 2019-2020

Phase Leader Mrs Panesar

<p>Use shapes appropriately for tasks. (Maths: SSM-30-50 months)</p>	<p>k/learning-to-count/gingerbread-man-game https://www.topmarks.co.uk/learning-to-count/teddy-numbers <u>EYES Links</u> Select a small number of objects from a large group when asked.. (Maths: Numbers-22-36 months)</p>	<p>tasks. (Maths: SSM-30-50 months)</p>	<p><u>game</u> https://www.topmarks.co.uk/learning-to-count/teddy-numbers <u>EYES Links</u> Select a small number of objects from a large group when asked.. (Maths: Numbers-22-36 months)</p>				
<p><u>UTW</u> <u>Focus</u> Life cycle of a plant. Chn to plant various seeds in nursery garden – broad beans, sunflower and peas. <u>EYES Links</u> Developing an understanding of growth, decay and changes over time. (UTW:TW-30-50 months months) <u>Non-Fiction Books</u> Life Cycle of a seed</p>	<p><u>UTW</u> <u>Focus</u> Looking after living things and their environment. Water plants every day with children. <u>EYES Links</u> Shows care and concerns for living things and environment. (UTW:TW-30-50 months)</p>	<p><u>UTW</u> <u>Focus</u> Chn to learn about life cycle of butterfly. <u>EYES Links</u> Developing an understanding of growth, decay and changes over time. (UTW:TW-30-50 months months) <u>Non-Fiction Books</u> Life Cycle of various animals</p>	<p><u>UTW</u> <u>Focus</u> Looking after living things and their environment. In nursery, we have: Live caterpillars Wormery Frogspawn Create <u>EYES Links</u> Shows care and concerns for living things and environment. (UTW:TW-30-50 months)</p>				
<p><u>EAD</u> <u>Focus</u> Chn to create a beanstalk Provide chn different material to choose from.  See weekly enhancement plan for other creative activities. Sing nursery rhymes every day. <u>EYES Links</u> Capture experiences and responses with range of media (EAD:BI- 30-50 months)</p>	<p><u>EAD</u> <u>Focus</u> To engage in pretend play. Provide opportunities for children to engage in pretend play with their peers. Garden Centre in role-play area Sing nursery rhymes every day. <u>EYES Links</u> Engaging in pretend play based on first hand experiences (EAD:BI- 30-50 months)</p>	<p><u>EAD</u> <u>Focus</u> Chn to make caterpillars out of egg cartons..  See weekly enhancement plan for other creative activities Sing nursery rhymes every day. <u>EYES Links</u> Capture experiences and responses with range of media (EAD:BI- 30-50 months)</p>	<p><u>EAD</u> <u>Focus</u> Creating homes for minibeasts in nursery play area.  See weekly enhancement plan for other creative activities Sing nursery rhymes every day. <u>EYES Links</u> Beginning to construct, stacking blocks horizontally and vertically, making enclosures and creating spaces. (EAD:EUMM- 30-50 months)</p>				
<p><u>RWInc</u> Chn learn one sound over two days. Focus on initial sounds in words. Use frieze cards. Chn are split into three groups.</p>	<p><u>RWInc</u> Chn learn one sound over two days. Focus on initial sounds in words. Use frieze cards. Chn are split into three groups.</p>	<p><u>RWInc</u> Chn learn one sound over two days. Focus on initial sounds in words. Use frieze cards. Chn are split into three</p>	<p><u>RWInc</u> Chn learn one sound over two days. Focus on initial sounds in words. Use frieze cards. Chn are split into three groups. During continuous provision:</p>				

Nursery – Early Years Foundation Stage Medium Term Planning 2019-2020

Phase Leader Mrs Panesar

During continuous provision. Chn to practise letter formation. Activities with initial sound focus are provided.	During continuous provision. Chn to practise letter formation. Activities with initial sound focus are provided.	groups. During continuous provision: Chn to practise letter formation. Activities with initial sound focus are provided.	Chn to practise letter formation. Activities with initial sound focus are provided.				
Summer 2 Topic: Journeys, Transitions CL – Re-cap on positional Language Listening and attention, Using complex sentences (because, and), topic related vocabulary and time-connectives (first, next, last), P4C activities, Plan, Do, Review. PSED – Managing feelings, Adapting to new situations and routines. PD- Finger gym activities, pencil grip, Large apparatus and self-help. Maths: Matching numerals (1-10), , Weight and capacity, positional language Literacy – Whatever Next!, Rosie’s Walk, Whiffy Wilson: The wolf who wouldn’t go to school UTW- Transition to Reception, independent use of technology EAD- Nursery Rhymes, Junk Modelling, colour mixing and creative DCPRO-Summer Assessments							
Week 1	Week 2	Week 3	Week 4	Week 5	Week 6	Week 7	
<p>CL (Boxing Clever & P4C) Focus- Text: Whatever Next! Hook: Nursery rocket and Big Ted are missing. Mrs. Pirzada cannot find them. They find them in nursery garden. What might have happened? How did the rocket get to the garden? Encourage chn to use complex sentences (and, because)</p> <p>P4C activities</p> <p>Plan, Do, Review – Use complex sentences to explain their ideas.</p> <p>EYES links – Understanding ‘how’ questions. (CL: Speaking-30-50 months)</p>	<p>CL (Boxing Clever & P4C) Focus- ‘Question: Where would you like to go on holiday? Where do you want to go there? Encourage chn to give reasons for their choice.</p> <p>P4C activities</p> <p>Plan, Do, Review – Use complex sentences to explain their ideas.</p> <p>EYES links – Use more complex sentences to link thoughts (because, and) (CL: S – 30-50 months)</p>	<p>CL (Boxing Clever & P4C) Focus- Text: Rosie’s Walk Hook: Hide clues for the story in the woodland area. Create a map and chn need to follow it to find the clues. Discuss the clues.</p> <p>P4C activities</p> <p>Plan, Do, Review– Use complex sentences to explain their ideas.</p> <p>EYES link – Explain what is happening and anticipate what might happen next. (CL: LA-30-50 months)</p>	<p>CL (Boxing Clever & P4C) Focus- Focus: Rosie’s Walk Chn to create a story map. Use ‘first’, ‘next’ and ‘last’ to order events in a story.</p> <p>P4C activities – During P4C chn to listen to each other’s ideas.</p> <p>Plan, Do, Review– Use complex sentences to explain their ideas.</p> <p>EYES links – Can re-tell a simple past event in correct order. (CL: S – 30-50 months)</p>	<p>CL (Boxing Clever & P4C) Focus- Whiffy Wilson: the wolf who wouldn’t go to school. Hook: How are they feeling about moving on to Reception class? Talk about their concerns and worries. Encourage chn to use complex sentences (and, because)</p> <p>P4C activities</p> <p>Plan, Do, Review– Use complex sentences to explain their ideas.</p> <p>EYES links – Understanding ‘how’ questions. (CL: Speaking-30-50 months)</p>	<p>CL (Boxing Clever & P4C) Focus- Text: Whiffy Wilson: the wolf who wouldn’t go to school ‘How’ and ‘why’ question. Chn to answer questions using complex sentences (and, because)</p> <p>P4C activities</p> <p>Plan, Do, Review– Use complex sentences to explain their ideas.</p> <p>EYES links – Use more complex sentences to link thoughts (because, and) (CL: S – 30-50 months)</p>	<p>CL (Boxing Clever & P4C) Focus- Transition ‘What are they looking forward to in Reception? What new things they would like to learn next year? Chn to answer questions using complex sentences (and, because)</p> <p>P4C activities</p> <p>Plan, Do, Review– Use complex sentences to explain their ideas.</p> <p>EYES links – Use more complex sentences to link thoughts (because, and) (CL: S – 30-50 months)</p>	
<p>PSED Focus- Talking about feelings. Relate it to the characters in the story. What makes you happy/sad/excited/angry/scared?</p> <p>EYES links- Aware of their own feelings (PSED: MFB-30-50 months)</p>	<p>PSED Focus- Extending and elaborating play with peers. Role-play area: Home corner with story prompts. Chn to re-enact story. Develop their own imaginative play indoors or outdoors. EYES links- Can play in a group, extending and elaborating play ideas. (PSED: MR-30-50 months)</p>	<p>PSED Focus- Talking about feelings. Relate it to the characters in the story. What makes you happy/sad/excited/angry/sca red?</p> <p>EYES links- Aware of their own feelings (PSED: MFB-30-50 months)</p>	<p>PSED Focus- Extending and elaborating play with peers. Role-play area: Home corner with story prompts. Chn to re-enact story. Develop their own imaginative play indoors or outdoors. EYES links- Can play in a group, extending and elaborating play ideas. (PSED: MR-30-50 months)</p>	<p>PSED Focus- Transition – visits to Reception to help chn adapt to new routines.</p> <p>EYES links- Can adapt behaviour to different events, social situations and changes in routines. (PSED: MFB-30-50 months)</p>	<p>PSED Focus- Transition – visits to Reception especially for shy and quiet chn.</p> <p>EYES links- More outgoing towards unfamiliar people and more confident in new social situations. (PSED: Sc&SA-30-50 months)</p>	<p>PSED Focus- Transition – visits to Reception to help chn adapt to new routines.</p> <p>EYES links- Can adapt behaviour to different events, social situations and changes in routines. (PSED: MFB-30-50 months)</p>	



Nursery – Early Years Foundation Stage Medium Term Planning 2019-2020

Phase Leader Mrs Panesar

<p>PD Focus- Independence in self-caring. Chn to go to the toilet and wear coats independently.</p> <p>EYES Links- Can attend to toileting needs on his/her own. Dresses with help, e.g. can pull up zipper once fastened at the bottom. (PD: HSC-30-50 months months)</p>	<p>PD Focus- Use of nursery large apparatus. Encourage chn to be safe.</p> <p>EYES Links- Mounts stairs, steps or climbing equipment using alternate feet. (PD: MH-30-50 months months)</p> <p>British values</p>	<p>PD Focus- Catching and Throwing skills. Use large balls and beanbags.</p> <p>EYES Links- Can catch a large balls (PD: MH-30-50 months)</p>	<p>PD Focus- Create obstacle course with hoops, balancing bar etc.</p> <p>EYES Links- Run skilfully, negotiating space and adjusting speed or direction to avoid obstacles. (PD: MH-30-50 months months)</p> <p>Baking bread</p> <p>British values</p>	<p>PD Focus- Use of nursery large apparatus. Encourage chn to be safe.</p> <p>EYES Links- Mounts stairs, steps or climbing equipment using alternate feet. (PD: MH-30-50 months months)</p>	<p>PD Focus- Catching and Throwing skills. Use large balls and beanbags.</p> <p>EYES Links- Can catch a large balls (PD: MH-30-50 months)</p>	<p>PD Focus- Create obstacle course with hoops, balancing bar etc.</p> <p>EYES Links- Run skilfully, negotiating space and adjusting speed or direction to avoid obstacles. (PD: MH-30-50 months months)</p> <p>British values</p>
<p>Literacy Focus Text: Whatever Next! Chn to be able to talk about story settings, events and characters. Use Boxing clever bags as prompts.</p> <p>EYES Links Describe main story settings, events and principal characters. (Literacy: Reading-30-50 months)</p>	<p>Literacy/Boxing Clever Focus Text: Whatever Next! Provide chn flipchart paper on floor, "Whatever Next!" themed writing frame and various writing tools. Chn to draw pictures of story setting, characters. Adults to scribe what children might say.</p> <p>Focus on name-writing. Work on letter formation and number formation.</p> <p>EYES Links To give meaning to marks as they draw and paint (Literacy: Writing -30-50 months)</p>	<p>Literacy/Boxing Clever Focus Text: Rosie's Walk Use Boxing Clever bags to tell the story. Chn to join in with sentences from the story. Use MTYT strategy to reinforce the language.</p> <p>EYES Links To join in repeated refrains and phrases in rhymes and stories (Literacy: Reading-30-50 months)</p>	<p>Literacy Focus Text: Rosie's Walk Provide chn flipchart paper on floor, "Rosie's Walk!" themed writing frame and various writing tools. Chn to draw pictures of story setting, characters. Adults to scribe what children might say.</p> <p>Focus on name-writing. Work on letter formation and number formation. Scribe what children say</p> <p>EYES Links To give meaning to marks as they draw and paint (Literacy: Writing -30-50 months)</p>	<p>Literacy Focus Text: Whiffy Wilson: The wolf who wouldn't go to school Chn to be able to talk about story settings, events and characters. Use Boxing clever bags as prompts.</p> <p>EYES Links Describe main story settings, events and principal characters. (Literacy: Reading-30-50 months)</p>	<p>Literacy/Boxing Clever Focus Text: Whiffy Wilson: The wolf who wouldn't go to school Provide chn flipchart paper on floor, "Rosie's Walk!" themed writing frame and various writing tools. Chn to draw pictures of story setting, characters. Adults to scribe what children might say. Focus on name-writing. Work on letter formation and number formation. Scribe what children say</p> <p>EYES Links To give meaning to marks as they draw and paint (Literacy: Writing -30-50 months)</p>	<p>Literacy/Boxing Clever Focus Prepare a transition booklet template. Each ch to fill in a "For my new teacher transition booklet". Focus on name-writing. Work on letter formation and number formation. Scribe what children say</p> <p>EYES Links To give meaning to marks as they draw and paint (Literacy: Writing -30-50 months)</p>
<p>Maths Focus Use positional language (in, on, under, behind) Bee-bots and map to develop positional and directional language.</p> <p>EYES Links Use positional language (Maths: SSM-30-50 months)</p>	<p>Maths Focus Matching numerals with quantities See weekly planning for maths activities.</p> <p>EYES Links Select a small number of objects from a large group when asked.. (Maths: Numbers-22-36 months)</p>	<p>Maths Focus Weight and capacity. See weekly planning for maths activities.</p> <p>EYES Links (Maths: SSM-30-50 months)</p>	<p>Maths Focus Use positional language (in, on, under, behind) Bee-bots and map to develop positional and directional language.</p> <p>EYES Links Use positional language (Maths: SSM-30-50 months)</p>	<p>Maths Focus Matching numerals with quantities See weekly planning for maths activities.</p> <p>EYES Links Select a small number of objects from a large group when asked.. (Maths: Numbers-22-36 months)</p>	<p>Maths Focus Weight and capacity. See weekly planning for maths activities.</p> <p>EYES Links (Maths: SSM-30-50 months)</p>	<p>Maths Focus Creating pictures with 2d shapes. See weekly planning for Maths activity.</p> <p>EYES Links Use shapes appropriately for tasks. (Maths: SSM-30-50 months)</p>
<p>UTW Focus What it might be like on the moon? Watch video of the first man on the moon. https://www.youtube.com/watch?v=C6A72wfn3L4 Discuss – how people walk on moon?</p> <p>EYES Links Talks why things happen and</p>	<p>UTW Focus Finding about different holiday destinations. Role-play is turned into travel agents. Provide chn holiday brochures etc.</p> <p>EYES Links Shows interest in different occupations and ways of life. (UTW:PC-30-50 months)</p>	<p>UTW Focus (Non-fiction) Father's Day – Chn to learn about father's Day celebrations in different countries.</p> <p>EYES Links Talks about significant events in their experience (UTW:PC-30-50 months months)</p>	<p>UTW Focus Bee-bots to develop directional and positional language. Encourage chn to operate Bee-Bots independently.</p> <p>EYES Links Show skill in making toys work by pressing parts. (UTW: Tech-30-50 months)</p>	<p>UTW Focus Look at reception routines. Discuss how they are same as nursery routines.</p> <p>EYES Links Talk about significant event in their own experience (UTW:PC-30-50months)</p>	<p>UTW Focus Bee-bots to develop directional and positional language. Encourage chn to operate Bee-Bots independently.</p> <p>EYES Links Show skill in making toys work by pressing parts. (UTW:Tech-30-50 months)</p>	<p>UTW Focus Look at reception routines. Discuss how they are different as nursery routines.</p> <p>EYES Links Talk about significant event in their own experience (UTW:PC-30-50months)</p>

Nursery – Early Years Foundation Stage Medium Term Planning 2019-2020

Phase Leader Mrs Panesar

<p>how things happen.. (UTW:TW-30-50 months months)</p> <p>Non-fiction Books about space</p>							
<p>EAD Focus Build rockets using junk modelling.</p>  <p>See enhancement plan for weekly creative activities.</p> <p>Sing nursery rhymes everyday.</p> <p>EYES Links Use various construction material (EAD:BI- 30-50 months)</p>	<p>EAD Focus To engage in pretend play. Provide opportunities for children to engage in pretend play with their peers.</p> <p>See enhancement plan for weekly creative activities.</p> <p>Sing nursery rhymes everyday.</p> <p>EYES Links Engaging in pretend play based on first hand experiences (EAD:BI- 30-50 months)</p>	<p>EAD Focus Creating Father's Day card.</p>  <p>See enhancement plan for weekly creative activities.</p> <p>Sing nursery rhymes everyday.</p> <p>EYES Links Capture experiences and responses with range of media (EAD:BI- 30-50 months)</p>	<p>EAD Focus Experiment with primary colours. Provide different activities.</p> <p>See enhancement plan for weekly creative activities.</p> <p>Sing nursery rhymes everyday.</p> <p>EYES Links Experiment with colours blocks and marks (EAD:EUMM- 22-36 months)</p>	<p>EAD Focus Chn to create a collage of their memories in nursery. Use their photographs and drawings. Each ch to choose their photos to create a collage.</p> <p>See enhancement plan for weekly creative activities.</p> <p>Sing nursery rhymes everyday.</p> <p>EYES Links Capture experiences and responses with range of media (EAD:BI- 30-50 months)</p>	<p>EAD Focus To engage in pretend play. Provide opportunities for children to engage in pretend play with their peers. Role-play area is turned into home corner.</p> <p>See enhancement plan for weekly creative activities.</p> <p>Sing nursery rhymes everyday.</p> <p>EYES Links Engaging in pretend play based on first hand experiences (EAD:BI- 30-50 months)</p>	<p>EAD Focus Experiment with primary colours. Provide different activities.</p> <p>See enhancement plan for weekly creative activities.</p> <p>Sing nursery rhymes everyday.</p> <p>EYES Links Experiment with colours blocks and marks (EAD:EUMM- 22-36 months)</p>	
<p>RWInc Chn learn one sound over two days. Focus on initial sounds in words. Use frieze cards. Chn to practise letter formation during continuous provision.</p>	<p>RWInc . Chn learn one sound over two days. Focus on initial sounds in words. Use frieze cards. Chn to practise letter formation during continuous provision.</p>	<p>RWInc Chn learn one sound over two days. Focus on initial sounds in words. Use frieze cards. Chn to practise letter formation during continuous provision.</p>	<p>RWInc Chn learn one sound over two days. Focus on initial sounds in words. Use frieze cards. Chn to practise letter formation during continuous provision.</p>	<p>RWInc Chn learn one sound over two days. Focus on initial sounds in words. Use frieze cards. Chn to practise letter formation during continuous provision.</p>	<p>RWInc Chn learn one sound over two days. Focus on initial sounds in words. Use frieze cards. Chn to practise letter formation during continuous provision.</p>	<p>RWInc Chn learn one sound over two days. Focus on initial sounds in words. Use frieze cards. Chn to practise letter formation during continuous provision.</p>	

Key:

Grey - British Value

Red -Cooking Activities

Blue - Non-Fiction

Phase Leader Mrs Panesar